

**UNIVERSIDADE FEDERAL DO RECÔNCAVO DA BAHIA  
CENTRO DE CIÊNCIAS AGRÁRIAS, AMBIENTAIS E BIOLÓGICAS  
PROGRAMA DE PÓS-GRADUAÇÃO EM CIÊNCIA ANIMAL  
CURSO DE MESTRADO**

**GLICERINA DE MÉDIA PUREZA NA TERMINAÇÃO DE BOVINOS  
EM CONFINAMENTO**

**CARLOS EMANUEL EIRAS**

**CRUZ DAS ALMAS - BAHIA  
FEVEREIRO – 2013**

# **GLICERINA DE MÉDIA PUREZA NA TERMINAÇÃO DE BOVINOS EM CONFINAMENTO**

**CARLOS EMANUEL EIRAS**

Médico Veterinário

Faculdade Integrado de Campo Mourão, 2009

Dissertação submetida ao Colegiado do Programa de Pós-graduação em Ciência Animal da Universidade Federal do Recôncavo da Bahia e, como requisito parcial para obtenção do grau de Mestre em Ciência Animal.

Orientadora: Prof. Dr.<sup>a</sup> Larissa Pires Barbosa

**CRUZ DAS ALMAS - BAHIA**

**FEVEREIRO – 2013**


## FICHA CATALOGRÁFICA

E35	<p>Eiras, Carlos Emanuel. Glicerina de média pureza na terminação de bovinos em confinamento / Carlos Emanuel Eiras. _ Cruz das Almas, BA, 2013. 85f.; il.</p> <p>Orientadora: Larissa Pires Barbosa.</p> <p>Dissertação (Mestrado) – Universidade Federal do Recôncavo da Bahia, Centro de Ciências Agrárias, Ambientais e Biológicas.</p> <p>1.Ruminante – Alimentação. 2.Nutrição animal – Glicerina - Uso. I.Universidade Federal do Recôncavo da Bahia, Centro de Ciências Agrárias, Ambientais e Biológicas. II.Título.</p> <p>CDD: 636.20852</p>
-----	---

Ficha elaborada pela Biblioteca Universitária de Cruz das Almas - UFRB.

**UNIVERSIDADE FEDERAL DO RECÔNCAVO DA BAHIA  
CENTRO DE CIÊNCIAS AGRÁRIAS, AMBIENTAIS E BIOLÓGICAS  
PROGRAMA DE PÓS-GRADUAÇÃO EM CIÊNCIA ANIMAL  
CURSO DE MESTRADO**


**COMISSÃO EXAMINADORA DA DEFESA DE DISSERTAÇÃO DE  
CARLOS EMANUEL EIRAS**



Prof.<sup>a</sup> Dr.<sup>a</sup> Larissa Pires Barbosa


Universidade Federal do Recôncavo da Bahia

(Orientadora)



Prof. Dr. Gleidson Giordano Pinto de Carvalho

Universidade Federal da Bahia



Prof. Dr. Laudí Cunha Leite

Universidade Federal do Recôncavo da Bahia

**CRUZ DAS ALMAS-BAHIA**

**FEVEREIRO-2013**

***Veni, vidi, vici***

(Júlio César - 47 a.C)

## DEDICATÓRIAS

**A**

Deus, pai de infinita bondade, por nunca me abandonar nos dias bons e, principalmente, nos dias ruins.

**A**

minha amada Mãe, sempre grandiosa, pelos momentos de luta e ainda mais por todas as alegrias.

**Aos**

meus avós, Carmen e Jayme, que se desdobraram para me trazer até aqui.

**Aos**

meus tios Fábio e Carlos que sempre me apoiaram e incentivaram a buscar novas e serenas brisas.

**Aos**

Tios (as) João, Castilho, Lislane e Marinela que se dedicaram além das suas forças em prol da minha felicidade.

***Dedico a vocês essa vitória***

## AGRADECIMENTOS

A Universidade Federal do Recôncavo da Bahia que possibilitou o meu crescimento profissional.

A Coordenação de Aperfeiçoamento de Pessoal de Nível Superior (CAPES) pela concessão de bolsa de estudos.

Ao Conselho Nacional de Desenvolvimento Científico e Tecnológico (CNPq) e a Fundação Araucária pelo financiamento do projeto de pesquisa.

Ao Instituto Agrônomo do Paraná (IAPAR) e a Universidade Estadual de Maringá (UEM) pela estrutura e apoio na realização do experimento.

Ao professor Ivanor Nunes do Prado pela amizade, confiança e empenho incondicional na minha formação.

Ao professor Jair de Araújo Marques pela oportunidade de ser seu amigo, que como orientador e exemplo de carácter moldou não só um profissional, mas um ser humano melhor.

A professora Larissa Pires Barbosa por me acolher em momentos tão delicados, sendo sempre generosa e amiga.

A professora Danielle Maggioni por mostrar os caminhos a serem trilhados.

Aos “mestres” Meiby, Laudí, Evani, Alexandre, Pedro, Adriana e Fabiana, que sempre como amigos estiveram prontos para contribuir.

A Fernando Zawadzki, grande amigo que muitas vezes se privou das suas atividades para auxiliar no desenvolvimento desse trabalho.

A Daiane Lago Novais, mais que amiga e companheira, por trazer paz e iluminar os meus dias.

Aos companheiros (as) de trabalho (Mariana, Bruna, Luciana, Mônica, Lorryny, Olga, Beatriz, Dayane, Maribel, Carlos Alberto, Juliana, Mariana Ornaghi, Maryon, Vitor, Wellington, Vanessa, Gabriel) que tanto auxiliaram no decorrer desse estudo.

Aos companheiros do G.I.P.A. pela amizade e acolhimento, permitindo o meu crescimento profissional.

A família Lago Novais e Marques que me aconchegaram quando estava tão distante da minha.

Enfim, a todos pelos quais tive a oportunidade de compartilhar experiências, conhecimentos e que colaboraram para meu crescimento.

**Meus sinceros agradecimentos!**



## SUMÁRIO

	Página
LISTA DE TABELAS.....	vii
RESUMO.....	ix
ABSTRACT.....	x
INTRODUÇÃO.....	1
REVISÃO DE LITERATURA.....	3
REFERÊNCIAS BIBLIOGRÁFICAS.....	9
 Capítulo 1	
GLYCERINE LEVELS IN THE DIETS OF CROSSBRED BULLS FINISHED IN FEEDLOT: ANIMAL PERFORMANCE, CARCASS DRESSING, FEED INTAKE AND APPARENT DIGESTIBILITY.....	15
 Capítulo 2	
GLYCERIN LEVELS IN THE DIETS FOR CROSSBRED BULLS FINISHED IN FEEDLOT: INGESTION BEHAVIOR, FEEDING AND RUMINATION EFFICIENCY.....	38
 Capítulo 3	
GLYCERINE LEVELS IN THE DIETS OF CROSSBRED BULLS FINISHED IN FEEDLOT: CARCASS CHARACTERISTICS AND MEAT QUALITY.....	54
 CONSIDERAÇÕES FINAIS.....	85

## LISTA DE TABELAS

Página

### Capítulo 1

#### GLYCERINE LEVELS IN THE DIETS OF CROSSBRED BULLS FINISHED IN FEEDLOT: ANIMAL PERFORMANCE, CARCASS DRESSING, FEED INTAKE AND APPARENT DIGESTIBILITY

Table 1. Chemical composition of the glycerine used in the study.....	32
Table 2. Ingredients and percent composition (g/kg) of the diet treatments.....	33
Table 3. Chemical composition of the base diets (g/kg).....	34
Table 4. The effects of glycerine levels on animal performance of Purunã bulls finished in a feedlot.....	35
Table 5. The effects of glycerine levels on feed intake (kg/day) and dry matter conversion by Purunã bulls finished in a feedlot.....	36
Table 6. Glycerine levels on apparent digestibility for Purunã bulls finished in a feedlot.....	37

### Capítulo 2

#### GLYCERIN LEVELS IN THE DIETS FOR CROSSBRED BULLS FINISHED IN FEEDLOT: INGESTION BEHAVIOR, FEEDING AND RUMINATION EFFICIENCY

Table 1. Ingredients and percent composition (% DM) of the diet treatments.....	42
Table 2. Chemical composition of the base diets (% DM).....	43
Table 3. Glycerin levels on feed intake, feeding and rumination efficiency of Purunã bulls finished in feedlot.....	46
Table 4. Glycerin levels on duration (minutes) behavior intake of Purunã bulls finished in feedlot.....	46
Table 5. Glycerin levels on frequency and duration frequency per activity of Purunã bulls finished in feedlot.....	48

### Capítulo 3

#### GLYCERINE LEVELS IN THE DIETS OF CROSSBRED BULLS FINISHED IN FEEDLOT: CARCASS CHARACTERISTICS AND MEAT QUALITY

Table 1. Chemical composition of glycerine used in current study.....	75
Table 2. Ingredients and percent composition (g/kg) of diet treatments.....	76

Table 3. Chemical composition of the base diets (g/kg).....	77
Table 4. Fatty acid profile on diets containing different glycerine levels.....	78
Table 5. Carcass characteristics of Purunã bulls finished in feedlots and fed on diets containing different glycerine levels.....	79
Table 6. Lightness (L), red intensity (a*), yellow intensity (b*) on <i>Longissimus</i> muscle of Purunã bulls finished in feedlot and fed on diets containing different glycerine levels.....	80
Table 7. Sensory characteristics and loss of <i>Longissimus</i> muscle of Purunã bulls finished in feedlot and fed on diets containing different glycerine levels.....	81
Table 8. Chemical composition on <i>Longissimus</i> muscle of Purunã bulls finished in feedlot and fed on diets containing different glycerine levels.....	82
Table 9. Fatty acid profile on muscle <i>Longissimus</i> of Purunã bulls finished in feedlot and fed on diets containing different glycerine levels.....	83
Table 10. Fatty acid on <i>Longissimus</i> muscle of Purunã bulls finished in feedlot and fed on diets containing different glycerine levels.....	84

## GLICERINA DE MÉDIA PUREZA NA TERMINAÇÃO DE BOVINOS EM CONFINAMENTO

**Autor:** Carlos Emanuel Eiras

**Orientadora:** Larissa Pires Barbosa

**RESUMO:** Objetivou-se avaliar o efeito da substituição do milho pela glicerina de média pureza sobre o desempenho, eficiência alimentar, digestibilidade, comportamento ingestivo, características de carcaça e qualidade de carne de bovinos terminados em confinamento. Foram utilizados 40 bovinos machos não castrados da raça Purunã, com peso corporal médio de  $208,8 \pm 33,3$  kg e  $8 \pm 0,9$  meses de idade. Os tratamentos foram distribuídos em delineamento inteiramente casualizado, sendo os níveis de glicerina testados (0, 6, 12 e 18% da MS) correspondentes a substituição de 18,3; 38,5 e 61,3% do teor de milho da dieta. A silagem de milho foi utilizada como volumoso único na proporção de 53% da dieta e o concentrado formulado a partir de farelo de soja, milho grão moído, glicerina e sal mineral e fornecido na proporção de 47% da dieta. A adição de glicerina na dieta não alterou o desempenho animal e rendimento de carcaça. Entretanto, houve redução na ingestão de MS (% PV), EE, FDN (kg e % PV), CHT, CNF e conversão alimentar. Os coeficientes de digestibilidade aparente aumentaram, com exceção do EE e FDN. As dietas com glicerina alteraram a duração das atividades comportamentais. A frequência de ruminação foi reduzida linearmente, enquanto a frequência de outras atividades apresentou efeito quadrático. Houve redução na duração das frequências de alimentação. Entretanto, a duração das frequências de outras atividades aumentou linearmente. As características físicas de carcaça, marmoreio, textura, coloração, perdas ao descongelamento e à cocção, análise sensorial e composição química do músculo *Longissimus* não foram alteradas. Os ácidos graxos saturados (AGS) e a *n-3:n-6* foram reduzidos. Os ácidos graxos insaturados (AGPI), *n-3*, *n-6* e AGS:AGPI aumentaram linearmente em função dos níveis de glicerina. A glicerina de média pureza é uma fonte energética alternativa para a substituição parcial da dieta total (18% da MS), principalmente do milho (61,3% da MS), na terminação de bovinos em confinamento.

**Palavras-chave:** glicerol, ruminante, super precoce.

## **MEDIUM PURITY GLYCERINE IN THE TOTAL DIET REPLACEMENT OF BULLS FINISHED IN FEEDLOT**

**Author:** Carlos Emanuel Eiras

**Orientated by:** Larissa Pires Barbosa

**ABSTRACT:** This work was carried out to study the medium purity glycerin as a corn replacement on animal performance, feed efficiency, apparent digestibility, ingestive behavior, carcass characteristics and meat quality in crossbreed bulls finished in feedlot. Forty Purunã bulls with  $208.8 \pm 33.3$  kg weight and  $8 \pm 0.9$  months old. The bulls were randomly assigned to 1 of 4 diets containing 0, 6, 12 or 18% glycerine on a DM basis; which represented 18.3; 38.5; and 61.3% of corn replacing. The corn silage (53%) and concentrate mix (soybean meal, cracked corn, glycerin and mineral salt) composed the diets. The corn replacement did not affect the animal performance and carcass characteristics. However, intake of DM (%BW), EE, NDF (kg and %BW), total carbohydrates and feed conversion rates decreased linearly a glycerine levels. The apparent digestibility of nutrients increased linearly with increasing glycerin in the diet, with the exception of EE and NDF. Glycerine changed durations of the bull's behavioral activities. The rumination frequency was reduced linearly with glycerine inclusion in the diet. However, frequency of other activities showed a quadratic effect with glycerine addition. Glycerine inclusion in the diet reduced duration in feed frequency, but the frequency duration for other activities increased linearly. The carcass traits, marbling, texture, color, thawing and cooking loss, sensory analysis and chemical compounds of *Longissimus* muscle were not modified by different glycerine levels in the diets. The saturated fatty acids (SFA) and *n-6:n-3* ratio decrease with glycerine levels. On the other hand, unsaturated fatty acids (PUFA), *n-6* and *n-3* fatty acids, PUFA:SFA ratio increase in muscles of bulls fed on diets with glycerine. The medium purity glycerine is an energetic alternative to total diet replacement (18% of DM), principally the corn replacement (61.3% of DM), on crossbreed bulls finished in a feedlot.

**Keywords:** glycerol, ruminant, young bull.

## INTRODUÇÃO

A utilização do sistema de confinamento para a terminação de bovinos permite controlar e suprimir o déficit de nutrientes encontrado em períodos de baixa disponibilidade de forragem (Restle & Vaz, 1999). O sistema intensivo de produção aumenta a participação de bovinos precoces e super precoces no mercado da carne, elevando o retorno do capital investido devido à redução da idade de abate dos animais (Ito et al., 2010) e a distribuição de carcaças bem acabadas ao longo do ano (Arrigoni, 2003).

No entanto, o sistema de confinamento apresenta maior custo de produção em relação aos demais sistemas produtivos devido à necessidade de aumentar a densidade energética da ração, podendo atingir até 70% do custo total de produção (Restle & Vaz, 1999).

As dietas utilizadas na alimentação de ruminantes em confinamento, normalmente são compostas por grãos de cereais que proporcionam excelentes fontes de amido para o crescimento e manutenção dos microrganismos ruminais (NRC, 2000). O milho (*Zea mays* L.) é utilizado em larga escala na formulação de dietas para animais de produção devido a sua elevada concentração de amido (69 %), que pode atender aproximadamente 85% das necessidades energéticas dos bovinos (Van Soest, 1994).

Segundo ANUALPEC (2012), neste ano, aproximadamente 68,5% (38,7 milhões de toneladas) da demanda interna nacional de milho grão foi destinada a alimentação animal. O maior consumo de milho dentre os setores da cadeia produtiva da carne destinaram-se a avicultura, suinocultura e bovinocultura, sendo produzidos aproximadamente 62 milhões de toneladas de ração (SINDIRAÇÕES, 2012). Segundo a ABIMILHO (2012) o baixo uso de substitutos ao milho na alimentação animal favorece o aumento no consumo de milho por parte da indústria de carnes, justificando o aumento observado no preço da saca de milho (87%) dos últimos cinco anos (ANUALPEC, 2012).

Assim, a terminação de bovinos em confinamento exige estudos sobre o uso de possíveis fontes de energia que permitam substituir a dieta, principalmente os ingredientes de alto valor comercial como o milho. Entre os principais coprodutos agroindustriais com potencial para substituição à fonte energética da dieta (milho) na alimentação de ruminantes, atualmente, destacam-se aqueles oriundos da produção de biodiesel (Lage et al., 2010). Acredita-se que a glicerina possa ser utilizada como fonte energética alternativa em dietas destinadas a terminação de bovinos (Krehbiel, 2008), com isso, torna-se uma estratégia para a redução dos custos alimentares sem afetar a produtividade animal (Mach et al., 2009).

Objetivou-se avaliar o efeito da substituição do milho pela glicerina de média pureza sobre o desempenho, digestibilidade, comportamento ingestivo, características de carcaça e qualidade de carne de bovinos Purunã ( $\frac{1}{4}$  Aberdeen Angus +  $\frac{1}{4}$  Caracu +  $\frac{1}{4}$  Charolês +  $\frac{1}{4}$  Canchim) terminados em confinamento.

## REVISÃO DE LITERATURA

### **Glicerina: Coproduto do Biodiesel**

A glicerina caracteriza-se por ser líquida, viscosa, higroscópica, incolor e inodora (Abdala, et al., 2008), e pode ser considerada uma fonte energética alternativa para substituir o milho na alimentação animal (Mach et al., 2009). Naturalmente, a glicerina se encontra na forma de triglicerídeos em óleos vegetais e gorduras animais, podendo ser extraída após processo de transesterificação com a utilização de ésteres metílicos durante o processo de fabricação do biodiesel (Hoydonckx et al., 2004).

A utilização de fontes renováveis de energia que possam ser substitutas aos combustíveis fósseis cresceu nos últimos anos (Visser et al., 2011; ANP, 2012b). De acordo com FAPRI (2012), estima-se que a produção mundial de biodiesel em 2012 foi de 21,2 bilhões de litros. Deste mercado, 56,6% serão oriundos da União Europeia, 17% dos Estados Unidos e 12,7% do Brasil.

No último ano, o Brasil comercializou aproximadamente 52,2 bilhões de litros de óleo diesel (ANP, 2012b), sendo necessários cerca de 2,6 bilhões de litros de biodiesel para o cumprimento da Lei Nº 11.097, De 13.1.2005 – DOU 14.1.2005 Art. 2º (ANP, 2012a), que estabelece a adição mínima de 5% (cinco por cento), em volume, de biodiesel ao óleo diesel comercializado em qualquer parte do território nacional. Portanto, a utilização de fontes renováveis de energia e a rápida expansão das indústrias de biodiesel disponibilizaram ao mercado cerca de 260 milhões de litros de glicerina sem destino definido.

A glicerina tem origem durante o processo de transformação química do óleo vegetal ou gordura animal em biodiesel. A adição de álcool (metanol ou etanol) na presença de um catalizador (NaOH ou KOH) aos compostos primários produz o biodiesel e como coproduto a glicerina (Rivaldi et al., 2007). Segundo Ooi et al. (2004) o grau de pureza da glicerina deve-se ao processamento da matéria-prima, determinando o valor deste coproduto no mercado. De acordo com Südekum (2008), a glicerina pode apresentar teores variáveis de glicerol, água, metanol e



ácidos graxos, sendo classificada de acordo com os níveis de glicerol na sua composição (baixa - 50 a 70% de glicerol; média - 80 a 90% de glicerol e alta pureza - acima de 99% de glicerol). Corroborando com Hippen et al. (2008), quando afirmam que nos coprodutos de baixa e média pureza, o teor de glicerol corresponde a 63,3% e 85,3%, respectivamente, além de outros compostos como água, lipídeos, fósforo, sódio e metanol.

De acordo com Knothe et al. (2006) e Beht et al. (2008), a glicerina de alta pureza atende a demanda da indústria de alimentos, sendo utilizada no setor farmacêutico (constituição de xaropes, cápsulas, etc), indústria de cosméticos (fabricação de loções pós-barba, creme dental, etc) e na indústria química (na síntese de propileno glicol, formaldeído, etc). No entanto, a maioria das refinarias nacionais de produção de biodiesel evita purificar o coproduto (glicerina) em função do alto custo do processo, disponibilizando produtos de baixa e média pureza ao mercado (Diniz, 2008). O excedente de glicerina de média pureza torna o coproduto atrativo para utilização em outros seguimentos da cadeia produtiva (ANP, 2012b).

A glicerina é utilizada como aditivo nos alimentos desde 1959 nos Estados Unidos, reconhecida como substância atóxica geralmente reconhecida como segura—"GRAS" pelo Food and Drug Administration (FDA, 2010). No Brasil, a utilização da glicerina como aditivo na alimentação humana e animal é assegurada pela resolução nº 386 de 5 de Agosto de 1999 (ANVISA, 1999). De acordo com o Departamento de Fiscalização de Insumos Pecuários (MAPA, 2010), a glicerina disponibilizada para alimentação animal deve conter um padrão mínimo de qualidade, sendo disponibilizados, no mínimo, 0,8 kg de glicerol para cada kg de glicerina, com valores máximos 130g de umidade e 150 mg de metanol.

A glicerina pode ser utilizada como uma fonte energética alternativa na alimentação animal, particularmente para ruminantes (Mach et al., 2009; Ferraro et al., 2009; Wang et al., 2009; Parsons et al., 2009; Abo El-Nor et al. 2010; Farias et al., 2012; Françoço et al., *in press*). O composto é disponibilizado diretamente para produção de ácidos graxos de cadeia curta que serão absorvidos no rúmen para obtenção de energia. Ou ainda, devido a sua forma líquida, a glicerina pode ser absorvida e metabolizada no fígado, sendo utilizada para a manutenção dos níveis plasmáticos de glicose (Krehbiel, 2008).

De acordo com Bergner et al.(1995), a elevada taxa de fermentação da glicerina no rúmen permite a sua transformação em ácidos graxos voláteis principalmente em propionato e, segundo Abughazaleh et al., (2011), em menor quantidade de butirato e valerato. Os ácidos graxos resultantes da fermentação ruminal, podem ser utilizados pelo trato gastrointestinal como fonte de energia, ou ainda, absorvidos pela veia porta e encaminhados ao fígado (Antunes & Rodriguez, 2006). No fígado uma parte do propionato é convertido a piruvato e o remanescente segue a rota neoglicogênica, sendo convertido em glicose após o ciclo de Krebs (Kozloski, 2009). A glicerina também pode ser diretamente absorvida pelo epitélio ruminal e metabolizada no fígado, da mesma maneira que o propionato oriundo do metabolismo ruminal (Brisson et al., 2011). Portanto, a intensa metabolização da glicerina pelo rúmen / fígado de ruminantes aumenta a concentração de glicose sérica, reduzindo o tempo para a saciedade dos bovinos (Rémond et al., 1993) e, conseqüentemente, altera a ingestão de MS (Lage et al., 2010).

De acordo com Krehbiel (2008), as taxas de desaparecimento de glicerina no rúmen podem aumentar com a adaptação dos animais, devido à intensa fermentação em ácidos graxos voláteis pelas bactérias ruminais. A suplementação com glicerina na dieta de ruminantes altera o padrão de fermentação ruminal, reduzindo de maneira linear a proporção de acetato / propionato com doses crescentes de glicerina, pois favorecem a produção de propionato no rúmen por bactérias gram-negativas (Wang et al., 2009). Corroborando com Kijora et al (1998), quando afirmaram que após sete dias de adaptação da flora microbiana, a metabolização da glicerina ocorre mais rapidamente. De acordo com Bergner et al. (1995) cerca de 85% da glicerina desaparece em menos de duas horas podendo atingir o total desaparecimento em até seis horas.

A glicerina pode ser adicionada às dietas de bovinos em substituição ao milho ou outra fonte de energia, com o objetivo de reduzir o custo de produção. No entanto, os níveis de glicerina na dieta de ruminantes dependem de diversos fatores, entre eles: composição química do coproduto, tolerância, adaptação e aceitabilidade dos animais à glicerina devido a alta densidade e viscosidade do coproduto. Wang et al. (2009) observaram alterações nas concentrações de ácidos graxos voláteis, com aumento linear na concentração de propionato e

butirato sem afetar os níveis de acetato com o aumento dos níveis de glicerina (1 a 3% da MS). Os autores ressaltam que a glicerina demonstra uma maior degradabilidade ruminal em relação ao amido, corroborando com Schröder & Südekum (1999) quando observaram uma maior degradabilidade em dietas à base de amido de trigo contendo glicerina.

Ilse et al. (2009) observaram que o peso corporal final, o peso de carcaça quente, a ingestão e a conversão alimentar da matéria seca não diferiram entre os níveis de glicerina (0, 6, 12 e 18%) na dieta de 132 novilhas terminadas em confinamento. Os resultados indicam que a glicerina pode ser utilizada como um macro ingrediente de excelente fonte de energia com a inclusão de até 18% com base na MS da dieta total sem afetar negativamente o desempenho animal.

Parsons et al. (2009) avaliaram o desempenho e as características quantitativas da carcaça com a inclusão de glicerina na dieta de novilhas mestiças confinadas por um período experimental de 85 dias. Os tratamentos constituíram de níveis de glicerina bruta, sendo: 0, 2, 4, 8, 12 e 16% com base na matéria seca da dieta. A adição dos níveis de glicerina na dieta reduziu a ingestão de matéria seca (8,84, 8,88, 8,66; 8,61; 8,40 e 7,80 kg), ganho médio diário (12,6; 8,4; 5,0; 1,7 e 13,4 %) e peso corporal final (12,7; 8,1; 5,3; 1,9 e 14,3 kg) dos animais

Mach et al. (2009) avaliaram o desempenho e características físicas da carcaça de touros holandeses alimentados com níveis de glicerina (4, 8 e 12%) na dieta. A inclusão de até 12% de glicerina na dieta não influenciou negativos ao desempenho e características de carcaça e qualidade da carne. Segundo Drouillard (2009), a glicerina bruta reduz a ingestão de matéria seca quando incluída em até 10% das dietas, entretanto apresenta melhoras no ganho médio diário e na eficiência alimentar (16 a 23%) em relação a dietas sem glicerina. O autor demonstra que as melhorias na eficiência alimentar foram maiores quando as dietas continham altos teores de amido e baixos níveis de glicerina, sendo que a inclusão de glicerina (2, 4, 8, 12, 16%) reduziu a eficiência alimentar (11, 10, 8, 3 e -3%, respectivamente) dos animais. O autor conclui que a glicerina é um coproduto promissor para a terminação de bovinos, embora necessite de mais estudos comprobatórios. De acordo com Gunn et al. (2010), a adição de glicerina às dietas de cordeiros machos reduz o ganho médio diário. Todavia, o peso de carcaça quente e área de olho de lombo não diferiram em função dos níveis de

glicerina. Os autores sugerem que a inclusão de até 15% de glicerina bruta nas dietas na terminação de cordeiros não tem influência no desempenho animal.

Lage et al. (2010) avaliaram a inclusão de 0, 3, 6, 9 e 12% de glicerina bruta na dieta de cordeiros machos não castrados da raça Santa Inês. Os autores relatam que a inclusão de até 6% de glicerina bruta melhora a conversão alimentar dos animais e reduz o custo do ganho de carcaça quando o preço do coproduto representa até 70% do preço do milho. Entretanto, a inclusão de glicerina influenciou o desempenho, consumo, digestibilidade e as características quantitativas da carcaça. O provável comprometimento no desempenho pode estar relacionado aos elevados teores de extrato etéreo das dietas com os níveis de inclusão de glicerina e conseqüentemente pela inibição de bactérias celulolíticas.

Hess et al. (2009) ressaltam a eficiência da glicerina frente a fermentação ruminal, sendo proeminente a sua metabolização em ácidos graxos voláteis, principalmente em propionato e butirato. No entanto, demonstram que o crescimento e as atividades das bactérias celulolíticas foram reduzidas com a concentração de 5% de glicerol puro. Relatam também que a inclusão de 15% de glicerina bruta na dieta não afetou a digestibilidade *in vitro*, podendo ser adicionado a alimentos diversos, sem afetar a digestibilidade da matéria seca ou da fibra. Krueger et al. (2010) avaliaram a cinética ruminal *in vitro* com a adição de glicerina ao longo do tempo e observaram o aumento da população bacteriana (*Megasphaera elsdenii* e *Selenomona ruminatum*) responsáveis pela fermentação do composto sem afetar a digestibilidade da FDN, quando utilizado níveis de até 20% de glicerina. Abughazaleh et al. (2011) observaram que a ingestão de até 15% de glicerina na MS da dieta não afeta a população e a fermentação ruminal. Entretanto, níveis maiores de glicerina (30 e 45%) diminuíram as populações de bactérias responsáveis pela fermentação de fibra (*Ruminococcus ibus* e *Succinivibrio dextrinosolvens*). Abo El-Nor et al. (2010) encontraram alterações na digestibilidade de fibra e na população bacteriana com a substituição do milho pela glicerina (15, 30 e 45% da MS).

Gomes et al. (2011) observaram ser possível a adição de até 30% de glicerol na dieta total (100% de substituição do milho) de cordeiros em confinamento durante 60 dias sem alterar o desempenho animal, ingestão de alimentos e rendimento dos cortes nobres de cordeiros. Ramos et al. (2012) encontraram uma

redução na ingestão de MS sem influenciar o peso corporal final de novilhos alimentados com níveis de glicerina (5, 10, 15 e 20%) na dieta. Os autores ressaltam que a substituição do milho por até 20% de glicerina não afeta negativamente o desempenho animal. Farias et al. (2012) não observaram efeito dos níveis de glicerina (0,0; 3,8; 6,1 e 9,0%) sobre os coeficientes de digestibilidade da MS, PB, MO, FDN, CNF e CHT de novilhas suplementadas à pasto. Entretanto, observaram redução no ganho médio diário e peso corporal final em função dos níveis de adição. Os autores não recomendam a utilização de glicerina de baixa pureza, pois os elevados teores de álcool e sais podem determinar a redução no consumo e, conseqüentemente no desempenho animal.

Por outro lado, Françoze et al. (*in press*) não observaram alterações no desempenho animal e características de carcaça de novilhos Nelore alimentados com diferentes níveis de glicerina (0, 5 e 12%) terminados em confinamento, indicando a viabilidade de utilização do coproduto na terminação de bovinos.

Portanto, a indústria de alimentação animal pode ser um consumidor em potencial da glicerina, tendo em vista a disponibilidade e o aumento na produção brasileira de biodiesel. Acredita-se que este coproduto possa ser utilizado como fonte energética alternativa em dietas destinadas a terminação de bovinos confinados, com isso, a glicerina torna-se uma estratégia para a redução dos custos alimentares sem afetar o desempenho animal, além de obter uma destinação segura com diminuição da poluição ocasionada pelos excedentes dos coprodutos da agroindústria.

## REFERÊNCIAS BIBLIOGRÁFICAS

ABDALLA, A.L.; SILVA, J.C.F.; GODOI A.R. et al. Utilização de subprodutos da indústria de biodiesel na alimentação de ruminantes. **Revista Brasileira Zootecnia**, v. 37, p. 260-258, 2008.

ABO EL-NOR, S.; ABUGHAZALEH, A.A.; POTU, R.B. et al. Effects of differing levels of glycerol on rumen fermentation and bacteria. **Animal feed Science and Technology**, v.162, p.99-105, 2010.

ABUGHAZALEH, A.A.; ABO EL-NOR, S.; IBRAHIM, S.A. The effect of replacing corn with glycerol on ruminal bacteria in continuous culture fermenters. **Journal of animal Physiology and animal nutrition**, n. 3, p. 313-319, 2011.

ANP (a) – Agência Nacional do Petróleo, Gás Natural e Biocombustíveis. **Lei Nº11.097, de 13 de janeiro de 2005**: Disponível em: <http://www.anp.gov.br/?id=478>. Acesso em 23/10/2012.

ANP (b) – Agência Nacional do Petróleo, Gás Natural e Biocombustíveis. **Produção de Biodiesel – Métros Cúbicos**. <<http://www.anp.gov.br/?id=472>>. Acesso em 25/10/2012.

ANTUNES, R.C.; RODRIGUEZ, N.M. Metabolismo dos carboidratos não estruturais. In: **Nutrição de ruminantes**. Jaboticabal: Funep, 2006. 229 – 252p.

ANUALPEC. **Anuário da pecuária brasileira**. São Paulo: O Estado de São Paulo, 2012. 540p.

ANVISA – Agência Nacional de Vigilância Sanitária. **Resolução nº386, de 5 de agosto de 1999**. (DOU 09/08/1999). <[http://www.anvisa.gov.br/legis/resol/386\\_99.htm](http://www.anvisa.gov.br/legis/resol/386_99.htm)>. Acesso em 17/10/2012.

ARRIGONI, M.D.B. **Eficiência produtiva de bovinos de corte**: modelo biológico super precoce. Botucatu: FMVZ/UNESP, 2003. 428p.

ASSOCIAÇÃO BRASILEIRA DAS INDÚSTRIAS DO MILHO – ABIMILHO. **Estatísticas**. Disponível em: <<http://www.abimilho.com.br/estatistica4.htm>>. Acesso em: 07/03/2013.

BEHT, A.; EILTING, J.; IRAWADI, K. et al. Improved utilization of renewable resources: new important derivatives of glycerol. **Green Chemistry**, v.10, p.13–30, 2008.

BERGNER, H.; KIJORA, C.; CERESNAKOVA, Z. et al. *In vitro* studies on glycerol transformation by rumen microorganisms. **Archives Tierernahr**, v.48, p.245-256, 1995.

BRISSON, D.; VOHL, M.C.; ST-PIERRE, J. et al. Glycerol: a neglected variable in metabolic process. **Bio Essays**, n. 6, p.534-542, 2011.

DINIZ, G. De coadjuvante a protagonista: Glicerina bruta obtida na produção de biodiesel pode ter muitas aplicações. **Ciência Hoje Online**, 19/10/2008. Disponível em <http://cienciahoje.uol.com.br/controlPanel/materia/view/3973>>, Acesso 19/03/2012.

DROUILLARD, J.S. Glycerin as a feed for ruminants: Using glycerin in high concentrate diets. **Journal of Animal Science**, v. 86, suplemento especial, p. 490 (Abstr.), 2009.

FAPRI – Food and Agricultural Policy Research Institute. **FAPRI World Agricultural Outlook Database**. Disponível em: <<http://www.fapri.iastate.edu/tools/outlook.aspx>>. Acesso em 20/09/2012.

FARIAS, M.S., PRADO, I.N., VALERO, M.V. et al. Níveis de glicerina para novilhas suplementadas em pastagens: desempenho, ingestão, eficiência alimentar e digestibilidade. **Semina: Ciências Agrárias**, n.3, p.1177-1188, 2012.

FDA US – Food and Drug Administration.2010. **Food additives permitted in fed and drinking water of animals. Methyl esters of higher fatty acids.** Disponível em:<http://www.accessdata.fda.gov/scripts/cdrh/cfdocs/cfCFR/CFR.Search.cfm?fr=172.225&SearchTerm=fatty%20acids>. Acesso em: 12/11/2012.

FERRARO, S.M.; MENDOZA, G.D.; MIRANDA, L.A. et al. *In vitro* gas production and ruminal fermentation of glycerol, propylene glycol and molasses. **Animal feed Science and Technology**, v.154, p.112-118, 2009.

FRANÇOZO, M.C., PRADO, I.N., CECATO, U. et al. Growth performance, carcass characteristics and meat quality of finishing bulls fed crude glycerine supplemented diets. **Brazilian Archives of Biology and Technology**, *in press*.

GOMES, M.A.B.; MORAES, G.V.; MATAVELI, M.; et al. Performance and carcass characteristics of lambs fed on diets supplemented with glycerin from biodiesel production. **Revista Brasileira de Zootecnia**, v.40, p.2211-2219, 2011.

GUNN, P.J.; NEARY, M.K.; LEMENAGER, R.P.; et al. Effects of crude glycerin on performance and carcass characteristics of finishing wether lambs. **Journal of Animal Science**, v.88, p.1771-1776, 2010.

HESS, B.W.; LAKE, S.L.; GUNTER, S.A. et al. Using glycerin as a supplement for forage-fed ruminants. **Journal of Animal Science**, v. 86, suplemento especial, p.491 (Abstr.), 2009.

HIPPEN, A. DEFRAIN, J.M.; LINKE, P.L. et al. Glycerol and Other Energy Sources for Metabolism and Production of Transition Dairy Cows. **In: Florida Ruminant Nutrition Symposium – Best Western Gateway Grand Gainesville, Flórida, 2008.**

HOYDONCKX, H.E.; VOS, D.E.D.; CHAVANI, S.A. et al. Esterification and transesterification of renewable chemicals. **Topics in Catalysis**, v.27, p.83, 2004.



ILSE, B.R.; ANDERSON, V.L.; JESKE et al. Effect of glycerol level in feedlot diets on animal performance and carcass traits. **Beef Feedlot Research Report – North Dakota State University**, v.33, p.24-29, 2009.

ITO, R.H., PRADO, I.N., VISENTAINER, J.V., PRADO, R.M., et al. Carcass characteristics, chemical and fatty acid composition of *Longissimus* muscle of Purunã bulls slaughtered at 18 or 24 months of age. **Acta Scientiarum. Animal Sciences**, n.3, p.299-307, 2010.

KIJORA, C., BERGNER, H., GÖTZ, K.P., et al. Research note: Investigation on the metabolism of glycerol in the rumen of bulls. **Archives Tierernähr**, v.51, p. 341-348, 1998.

KOZLOSKI, G.V. **Bioquímica dos Ruminantes**. Santa Maria: Editora Santa Maria, 2ª ed., 2009, 216 p.

KNOTHE, G.; VAN GERPEN, J.; KRAHL, J. et al. **Manual de Biodiesel**. São Paulo: Editora Edgard Blucher, 2006.

KREHBIEL, C.R. Ruminal and physiological metabolism of glycerin. **Journal of Animal Science**, v.86, suplemento especial, p.392, 2008.

KRUEGER, N.A.; ANDERSON, R.C.; TEDESCHI, L.O. et al. Evaluation of feeding glycerol on free-fatty acid production and fermentation kinetics of mixed ruminal microbes *in vitro*. **Bioresource Technology**, n. 21, p. 8469–8472, 2010.

LAGE, J.F.; PAULINO, P.V.R.; PEREIRA, L.G.R. et al. Glicerina bruta na dieta de cordeiros terminados em confinamento. **Pesquisa Agropecuária Brasileira**, n.9, p.1012-1020, 2010.

MACH, N.; BACH, A.; DEVANT, D. Effects of crude glycerin supplementation on performance and meat quality of Holstein bulls fed high-concentrate diets. **Journal of Animal Science**, v.87, p.632–638, 2009.

MINISTÉRIO DA AGRICULTURA, PECUÁRIA E ABASTECIMENTO - MAPA.2010. **Ministério da agricultura autoriza novo uso da glicerina.** Disponível em: <[http://www.sindiracoes.org.br/index.php?option=com\\_content&task=view&id=972Itemid=1](http://www.sindiracoes.org.br/index.php?option=com_content&task=view&id=972Itemid=1)>. Acesso em: 07/10/2012.

NRC - **Nutrient Requirements of Beef Cattle.** Washington: Editora National Academic Press, 7<sup>a</sup> ed., 2000.

OOI, T.L.; YONG, K.C.; HAZIMAH, A.H. et al. Glycerol residue – A rich source of glycerol and medium chain fatty acids. **Journal of Oleo Science**, n.1, p. 29-33, 2004.

PARSONS, G.L.; SHELOR, M.K.; DROULLARD, J.S. Performance and carcass traits of finishing heifers fed crude glycerin. **Journal of Animal Science**, v.87, p.653-657, 2009.

RAMOS, M.H.; KERLEY, M.S. Effect of dietary crude glycerol level on ruminal fermentation in continuous culture and growth performance of beef calves. **Journal of Animal Science**, v 90, p.892-899, 2012.

RÉMOND, B.; SOUDAY, E.; JOUANY, J.P. *In vitro* and *in vivo* fermentation of glycerol by rumen microbes. **Animal Feed Science and Technology**, n. 2, p.121-132, 1993.

RESTLE, J.; VAZ, F.N. Confinamento de bovinos definidos e cruzados. In: **Produção de bovinos de corte.** Porto Alegre: EDIPUCRS. p.141-168,1999.

RIVALDI, J.D.; SARROUB, B.F.; FIORILO, R. et al. Glicerol de biodiesel. **Revista biotecnologia ciências e desenvolvimento**, v. 37, p. 44-51, 2007.

SCHRÖDER, A.; SÜDEKUM, K.H. Glycerol as a by-product of biodiesel production in diets for ruminants. In: **New Horizons for and Old Crop.** Proc. 10th Int. Rapeseed Congress, Canberra, Australia, p.241, 1999.

SINDRAÇÕES – Sindicato Nacional da Indústria de Alimentação Animal. Boletim informativo dezembro de 2011. [http://www.sindiracoes.org.br/wpcontent/uploads/2012/12/boletim\\_dezembro](http://www.sindiracoes.org.br/wpcontent/uploads/2012/12/boletim_dezembro)>Acessado em 18/10/2012.

SÜDEKUM, K.H. Co-products from biodiesel production. In: **Recent Advances in Animal Nutrition**. Nottingham: Nottingham University Press, 2008, 210-219p.

VAN SOEST, P.J. **Nutritional ecology of the ruminant**. 2.ed. Ithaca: Cornell University Press, p. 476, 1994.

VISSER, E.M.; FILHO OLIVEIRA, D.; MARTINS, M.A. et al. Bioethanol production potential from Brazilian biodiesel co-products. **Biomass and Bioenergy**, v.35, p.489-494, 2011.

WANG, C.; LIU, Q.; HUO, W.J. et al. Effects of glycerol on rumen fermentation, urinary excretion of purine derivatives and feed digestibility in steers. **Livestock Science**, v.121, p.15-20, 2009.

## **CAPÍTULO 1**

### **GLYCERINE LEVELS IN THE DIETS OF CROSSBRED BULLS FINISHED IN FEEDLOT: ANIMAL PERFORMANCE, CARCASS DRESSING, FEED INTAKE AND APPARENT DIGESTIBILITY <sup>1</sup>**

<sup>1</sup>Artigo submetido ao comitê editorial do periódico científico Animal Feed Science and Technology.

1 GLYCERINE LEVELS IN THE DIETS OF CROSSBRED BULLS FINISHED IN  
2 FEEDLOT: ANIMAL PERFORMANCE, CARCASS DRESSING, FEED INTAKE  
3 AND APPARENT DIGESTIBILITY

4  
5 C.E. Eiras<sup>a</sup>, L. P. Barbosa<sup>b</sup>, J.A. Marques<sup>b†</sup>, F. L. Araújo, B. S. Lima<sup>c</sup>, F.  
6 Zawadzki<sup>c</sup>, D. Perotto<sup>d</sup>, I.N. Prado<sup>e\*</sup>

7  
8 <sup>a</sup>Post-Graduate student – Federal University Recôncavo of Bahia – Science grant –  
9 fellowship of CAPES

10 <sup>b</sup>Ph.D. Professor – Federal University Recôncavo of Bahia.†In memorium

11 <sup>c</sup>Post-Graduate student – Department of Animal Science – State University of Maringá –  
12 fellowship of CNPq, Brazil

13 <sup>d</sup>Ph.D. – Department of Animal Science – Agronomic Institute of Paraná, Curitiba, Paraná

14 <sup>e</sup>Ph.D. Professor – Department of Animal Science – State University of Maringá –  
15 fellowship of CNPq, Brazil

16  
17 \*Corresponding Author: Ivanor N. Prado. Tel: +55-44-3011-8931, FAX: +55-3011-8977, e-  
18 mail: inprado@uem.br.

19  
20  
21 **Abstract**

22  
23 This work was carried out to study different levels of glycerineas partial  
24 replacement of corn on animal performance, feed efficiency and apparent  
25 digestibility in young Purunã bulls finished in a feedlot. The bulls were kept in a  
26 feedlot for 240 days. This study used 40 Purunã bulls that were 209 ± 33.3 kg in  
27 weight and 8 ± 0.9 months old. The diet treatments were as follows: 0% glycerine  
28 (G00), 6% glycerine (G06), 12% glycerine (G12) and 18% glycerine (G18). Animal  
29 performance, carcass characteristics, dry matter, organic matter and total intake of  
30 digestible nutrients were similar among the four diets. However, ether extract,  
31 neutral detergent fibre and carbohydrates decreased linearly (P<0.05) as glycerine  
32 levels in the diet increased. Feed conversion rates were improved with higher  
33 glycerine levels in the diets. The apparent digestibility of nutrients increased  
34 linearly (P<0.05) with increasing glycerine in the diet, with the exception of ether  
35 extract and neutral detergent fibre.

36  
37 *Keys word:* Cattle, animal performance, feed efficiency, energy.

## 39 1. Introduction

40

41 High global demand for energy has led to the increasing production and trade  
42 of biofuels, especially liquid fuels for transportation, to replace fossil energy  
43 sources, improve energy security and counter greenhouse gas emissions (Walter  
44 et al., 2008). Rapid growth in biofuel production has led to increased competition  
45 for raw materials for food, feed and fuel usage, as well as an increasing quantity of  
46 co-product (Robinson et al., 2008). For example, starch and vegetable oils are  
47 converted into bioethanol and biodiesel during the production process. Glycerine is  
48 the main co-product generated in the production of biodiesel, at a rate of  
49 approximately 10 to 13% of the total volume of biodiesel produced (Dasari et al.,  
50 2005). The glycerine is produced as a result of transesterification of triglycerides  
51 with alcohol and contains impurities, such as water, salts, esters, alcohol, and  
52 residual oil, which lower its value (Ooi et al., 2004).

53 One potential application for glycerine is as a gluconeogenic substrate for  
54 ruminants (Chung et al., 2007). Glycerine can be converted to glucose in the liver  
55 of cattle and can provide energy for cellular metabolism (Goff and Horst, 2001).  
56 Glycerine enters the gluconeogenic pathway at the level of dihydroxyacetone  
57 phosphate and 3-phosphoglycerinaldehyde (Krehbiel, 2008). Glycerine could be  
58 included in ruminant rations as an energetic feed ingredient and substituted for  
59 other feed ingredients, such as cereals, helping to reduce feed costs.

60 It has previously been reported that feeding crude glycerine had no effect  
61 (Mach et al., 2009; Françoze et al., 2013, in press) or decreased (Pyatt et al.,  
62 2007; Parsons et al., 2009) dry matter intake (DMI) when fed to beef cattle.  
63 Parsons et al. (2009) observed no difference in dry matter conversion with the  
64 addition of up to 2% glycerine in the diet and also found that increasing glycerine  
65 to 4, 8, 12 and 16% of the diet resulted in a linear decrease in intake by crossbred  
66 heifers.

67 In addition, the effects of crude glycerine on average daily gain (ADG) and  
68 cattle performance have been variable. As dietary crude glycerine increased, ADG  
69 either did not change (Mach et al., 2009; Françoze et al., 2013, in press) or  
70 showed a quadratic response (Parsons et al., 2009). The reductions in  
71 performance were directly related to a linear decrease in dry matter intake.  
72 Parsons et al. (2009) observed an increase in final body weight of 12.7, 8.1 and

73 5.3 kg when glycerine comprised 2, 4 or 8% of the diet, respectively, of crossbred  
74 heifers. Mach et al. (2009) used 48 Holstein bulls to evaluate three levels of  
75 glycerine (0, 4 or 12% of DM) and observed that DMI, ADG and starch intake were  
76 not affected by glycerine level in the diet.

77 Mach et al. (2009) assessed levels of dietary glycerine on carcass  
78 characteristics and meat quality in bulls and observed that the dietary treatments  
79 (0, 4 or 12%) did not affect hot carcass weight, dressing percentage, fat thickness  
80 or conformation. They also found that the *Longissimus* muscle and intramuscular  
81 fat were not affected by the treatments. They concluded that the inclusion of up to  
82 8% glycerine in the diet can effectively increase the final body weight and hot  
83 carcass weight of finished bulls.

84 Digestibility of crude glycerine was reported to be 0.80 after 24 h of  
85 incubation *in vitro* (Trabue et al., 2007), 0.90 after 2 h of fermentation (Bergner et  
86 al., 1995), and 100% within 4 h *in vivo* (Rémond et al., 1993). Therefore, the  
87 addition of crude glycerine to cattle diets would be expected to increase volatile  
88 fatty acids (VFA) in the rumen. However, the reported responses to these studies  
89 have shown contradictory results. Total VFA production has been reported to have  
90 increased (Bergner et al., 1995) or remained unchanged (Mach et al., 2009) due to  
91 the addition of crude glycerine to the diet. Researchers reported that 35 to 69% of  
92 the crude glycerine administered was used to produce propionate (Rémond et al.,  
93 1993). If crude glycerine increased propionate concentration, an increased feed  
94 efficiency would be expected (Raun et al., 1976). However, the results of feed  
95 efficiency studies have been contradictory. Feed efficiency either did not change  
96 (Mach et al., 2009) or was improved (Pyatt et al., 2007) when crude glycerine was  
97 fed to cattle. We hypothesise that glycerine is less fermented than corn starch, and  
98 this should translate into differences in animal performance. Therefore, the  
99 objective of this research was to determine the effects of crude glycerine on  
100 ruminal fermentation characteristics and beef cattle performance.

101 Previous research suggests that glycerine is an effective feed source for  
102 multiple species, but there are limited data demonstrating the effects of glycerine  
103 on carcass characteristics and meat quality of bulls. The aim of this study was to  
104 determine the effects of different levels of dietary glycerine (as an energy source)  
105 on performance, carcass characteristics and meat quality of Purunã bulls finished  
106 in a feedlot.

## 107 2. Materials and methods

108

### 109 2.1. Animals, housing and diets

110

111 This experiment was approved by the Department of Animal Production at  
112 the State University of Maringá (CIOMS/OMS, 1985). It was conducted at the  
113 Experimental Station at Farm Modelo at the Agronomic Institute of Paraná  
114 (IAPAR) in the city of Ponta Grossa, Paraná State, southern Brazil.

115 Forty Purunã bulls ( $\frac{1}{4}$  Aberdeen Angus +  $\frac{1}{4}$  Caracu +  $\frac{1}{4}$  Charolais +  $\frac{1}{4}$   
116 Canchim) were used in a completely randomised design. The bulls were weighed  
117 and distributed into four diet groups with ten replications per group. They were  
118 allocated into individual pens (8 m<sup>2</sup> for each animal) in a feedlot system. After an  
119 11-d diet adaptation period, the bulls were weighed and started the study with an  
120 average initial body weight (BW) of 209 ± 33.3 kg and an average age of 8 ± 0.9  
121 months. The bulls' BW and intake of concentrate and corn silage were recorded  
122 monthly until day 229 of the experiment when the bulls reached a final BW of 472  
123 ± 57.3 kg. After reaching the final BW the bulls were transported to the  
124 slaughterhouse. The truck stocking density was 1 animal/m<sup>2</sup> and the transport  
125 distance was 10 km. At the slaughterhouse, the bulls were housed in collective  
126 pens for approximately 12 hours (overnight) before slaughter. The bulls were  
127 slaughtered at a commercial slaughterhouse according to industrial practices in  
128 Brazil. Following slaughter, the carcasses were identified, weighed and chilled for  
129 24 hours at 4 °C. After chilling, the right half of the carcass was used to determine  
130 the quantitative characteristics.

131 The glycerine was produced in a soy-diesel facility (BIOPAR, Rolândia,  
132 Paraná, South Brazil) and the chemical composition (Table 1) was determined at  
133 the Institute of Technology of Paraná (TECPAR). In this study, glycerine was used  
134 as an energetic ingredient in the diet; therefore, to obtain four isoenergetic diets,  
135 the increase in glycerine level was counter balanced, mainly by a decrease in corn  
136 grain content (Table 2). All the diets were formulated to be isoprotein (Table 3).

137 The bulls were randomly assigned to 1 of 4 diets containing 0, 6, 12 or 18%  
138 glycerine on a DM basis; which represented 18.3; 38.5; and 61.3% of corn  
139 replacing. The bulls were fed concentrate and corn silage in separate troughs,  
140 both for *ad libitum* intake. The bulls were fed twice a day at 08:00 and 15:00 h.



141 The diets were weighed daily so that the refusals represented 5% of the total. The  
142 concentrate intake was fixed at 1.2% of BW and adjusted at 28 days. The diet  
143 formulation and quantity supplied were designed to provide a weight gain of 1.2  
144 kg/day, according to the NRC (2000) recommendations.

145

## 146 *2.2. Performance and feed intake*

147

148 To determine animal performance, the animals were weighed once at the  
149 beginning of the experiment and then once every 28 days (after a fasting from  
150 solid food for a period of 16 hours) for the duration of the experiment (229 days).  
151 Daily feed intake was estimated as the difference between the supplied feed and  
152 the refusals in the trough. During the collection period, samples of the supplied  
153 feed and refusals were collected and a representative composite sample was  
154 drafted per animal in each treatment.

155

## 156 *2.3. Apparent total-tract digestibility*

157

158 Two faecal collections were performed for a period of five days starting on  
159 the 57<sup>th</sup> and another on the 86<sup>th</sup> days of a feedlot to obtain the apparent  
160 digestibility coefficient of dry matter and other nutrients. Faecal samples  
161 (approximately 200 g wet weight) were collected for each bull from the rectum two  
162 times daily (minimum 3 h intervals between samples) during five consecutive days  
163 and pooled by bulls for each 5 day sampling period. After being dried at 55 °C for  
164 48 h, the samples were ground in a feed mill and passed through a 1 mm sieve in  
165 preparation for chemical analyses.

166 To estimate the flux of faecal dry matter, indigestible neutral detergent fibre  
167 (iNDF) was used as an internal marker (Zeoula et al., 2002). Samples were milled  
168 through a 2 mm sieve, packed (20 mg of DM/cm<sup>2</sup>) in 4 x 5 cm Ankom (filter bags  
169 F57) that had been previously weighed, and incubated for 240 h in the rumen of a  
170 Holstein bull (Casali et al., 2008) fed a mixed diet of equal parts of forage (corn  
171 silage) and concentrate (the same concentrate used in the treatments).

172 After incubation, the bags were removed, washed with water until clean and  
173 dried in a ventilated oven at 55 °C for 72 h, then removed and oven-dried again at  
174 105 °C. The iNDF was estimated using the difference in sample weight before and

175 after ruminal incubation. Faecal excretion was calculated using the following  
176 equations:  $FE = iNDFI / iNDFCF$ , where:  $FE$  = faecal excretion (kg/day);  $iNDFI$  = iNDF  
177 intake (kg/day); and  $iNDFCF$  = iNDF concentration in faeces (kg/day). The apparent  
178 digestibility coefficients (ADC) for DM and nutrients were estimated according to  
179 the formula:  $ADC = [(Intake - Excreted) / Intake] \times 100$ .

180

#### 181 *2.4. Chemical analyses*

182

183 Dry matter content of the ingredients (silage and concentrate mix) was  
184 determined by oven-drying at 65 °C for 24 h. Analytical DM content of the oven-  
185 dried samples was determined by drying at 135 °C for 3 h by the methods  
186 according to AOAC (1998) (method 930.15). The content of OM was calculated as  
187 the difference between the DM and ash contents, with ash determined by  
188 combustion at 550 °C for 5 h. The heat stable alpha-amylase was utilized to  
189 determine NDF and ADF (Mertens, 2002). Nitrogen (N) content was determined  
190 by the Kjeldahl method (AOAC, 1998) (Method 976.05). Total carbohydrates (TC)  
191 were obtained using the following equation:  $TC = 100 - (\%CP + \%EE + \%Ash)$   
192 (Sniffen et al., 1992). Non-fibre carbohydrates (NFC) were determined as the  
193 difference between TC and NDF. Total digestible nutrient (TDN) content of the  
194 diets was obtained by the methodology described by Kearl (1982). The samples  
195 were analysed in the Laboratory of Feed Analyses and Animal Nutrition at the  
196 State University of Maringá.

197

#### 198 *2.5. Statistical analysis*

199

200 The experimental design was completely randomised with four treatments  
201 and ten replications. The results were statistically interpreted using regression  
202 equations performed in SAS (2004) (PROC REG):  $Y_{ijk} = \beta_0 + \beta_1 X_i + \beta_2 X_i^2 + \alpha_{ijk}$   
203  $+ \epsilon_{ijk}$ ,

204 where:  $Y_{ijk}$  = dependent variables (glycerine levels);  $\beta$  = regression  
205 coefficients;  $X_{ijk}$  = independent variables;  $\alpha_{ijk}$  = regression deviations; and  $\epsilon_{ijk}$  =  
206 residual error.

207

### 208 3. Results

209

210 The inclusion of up to 18% glycerine to replace corn as an energy source on  
211 the diet of bulls finished in a feedlot did not affect ( $P>0.05$ ) final body weight,  
212 average daily gain (ADG), hot carcass weight or carcass dressing (Table 4). No  
213 changes ( $P>0.05$ ) in dry matter (kg), organic matter and crude protein feed intake  
214 occurred when glycerine was included at levels of 0, 6, 12 or 18% on the diet  
215 (Table 5). The dry matter (% BW), ether extract, neutral detergent fibre (kg and %  
216 BW), non-fibrous carbohydrate and total carbohydrate intake of bulls decreased  
217 linearly ( $P<0.05$ ) as glycerine levels increased in the diet (Table 5). Feed efficiency  
218 was affected ( $P<0.05$ ) by glycerine levels (Table 5).

219 Nutrient digestibility in the total tract is shown in Table 6. Apparent total tract  
220 digestibility of DM, OM, CP, NDF, NFC and TC were not affect ( $P>0.05$ ) to  
221 glycerine supplementation. The apparent digestibility of DM, OM, CP, NFC and TC  
222 increased linearly ( $P<0.05$ ) with increasing glycerine in the diet. The digestibility of  
223 EE and NDF were similar ( $P>0.05$ ) among the four diets. Apparent digestibility of  
224 EE was high for the bulls that were fed the four diets (0.87).

225

### 226 4. Discussion

227

228 The initial live weight of the bulls was  $209 \pm 33.3$  kg. Generally, the average  
229 live weight of bulls finished in feedlot varies from 350 to 380 kg (Maggioni et al.,  
230 2009; Rotta et al., 2009b; Maggioni et al., 2010; Fugita et al., 2012). The low initial  
231 weight of the bulls in this study can be explained by the bulls' age ( $8 \pm 0.9$   
232 months). The bulls were finished in a feedlot system from weaning to slaughter the  
233 animals in the category of young bulls (16 months). According to Maher et al.  
234 (2004) young bulls exhibit better feed efficiency because the transformation of  
235 nutrients into the body decreases with the animal's age. Thus, feedlots can be  
236 used as an alternative system for animal finishing that increases the participation  
237 of young bovine (slaughtered at 14 to 16 months of age), enabling the production  
238 of better quality meat (Rotta et al., 2009a; Rotta et al., 2009b; Ito et al., 2012).  
239 Consistent with the results of this study, Mach et al. (2009) observed that the  
240 inclusion of 12% glycerine on the diets of steers did not affect animal performance.  
241 Pyatt et al. (2007) observed an 11.4% increase in the ADG of cattle fed diets

242 supplemented with glycerine and Parsons et al. (2009) observed a quadratic  
243 response in the ADG of crossbred heifers to increasing glycerine levels (2, 4, 8, 12  
244 and 16%) in the diet. According to the results of these studies, the level of  
245 glycerine in the diet of feedlot cattle that are fed high-protein and high-energy diets  
246 can vary from 10 to 16%. However, in this study it was possible to include  
247 glycerine at levels up to 18% on DM in the diet without altering animal  
248 performance. Even at high levels of glycerine (18% on DM), no impairment of body  
249 weight, ADG, weight or carcass dressing was observed, perhaps due to the quality  
250 of the glycerine product (purity above 80%) and the low concentration fatty acids  
251 and methanol. According to Sudekum (2007), glycerine may contain varying  
252 amounts of water, methanol and fatty acids and is classified as low purity (50 to  
253 70% glycerine), medium purity (80 to 90% glycerine) or high purity (above 90%  
254 glycerine). The quality varies according to the nutritional value of the feedstock  
255 and the process for producing biodiesel (Vieira et al., 2005). According to Mach et  
256 al. (2009) using glycerine with metabolized energy close to 3470 kcal/kg of DM  
257 can produce positive results in cattle performance. However, the authors stressed  
258 that the presence of methanol in the glycerine at above 0.09% can have  
259 detrimental effects on dry matter intake and animal performance. This finding was  
260 corroborated by Chung et al. (2007), who found that the composition of glycerine  
261 can determine reductions in diet intake. In other studies that used crude glycerine  
262 in cattle diets, a reduction in animal performance was observed (Parsons et al.,  
263 2009; Lage et al., 2010).

264 Bulls were slaughtered with 16 months old and average final weight body  
265 was  $472 \pm 57.3$  kg. These animals were classified as young bulls, which typically  
266 have superior carcass conformation and meat quality (Ito et al., 2010). ADG mean  
267 was  $1.15 \pm 0.17$  kg, which was low for this category of animal (crossbred, bulls,  
268 and slaughtered at 16 months of age). Generally, this type of animal has an ADG  
269 from 1.4 to 2.0 kg. According to the NRC (2000), during puberty, cattle need a diet  
270 with DM that is 12% CP to reach their total potential body development. In this  
271 study, the protein content of DM in the diet (10.8%) was lower than the  
272 requirements recommended by the NRC (2000). The low level of CP in the DM of  
273 the diet in this study could explain the low ADG of the bulls.

274 Average hot carcass weight carcass (258.3 kg) was consistent with the  
275 requirements of the Brazil market (minimum 225 kg) (Costa et al., 2002; Rotta et

276 al., 2009a; Rotta et al., 2009b). Similarly, the average hot carcass dressing  
277 (54.7%) was similar to that observed in carcasses from crossbred cattle (*Bos*  
278 *Taurus* vs. *Bos indicus*) that were not castrated, finished in a feedlot and  
279 slaughtered before reaching two years of age (Ito et al., 2010; Machado Neto et  
280 al., 2012).

281 Mach et al. (2009) reported no changes in DMI when glycerine was added at  
282 levels of 0, 4, 8 or 12% to the diet of Holstein bulls that were fed high-concentrate  
283 diets (8.3 kg/day). In contrast, Parsons et al. (2009) reported a 13% reduction in  
284 DMI when glycerine was added at 16% to a steam-flaked corn feed and fed to  
285 heifers for the final 85 days before slaughter. Schröder and Südekum (1999)  
286 reported a 0.7 kg/day reduction in starch intake of ruminally cannulated steers that  
287 were fed a diet with 15% glycerine. Studies conducted on lactating cows that were  
288 fed high-forage diets (DeFrain et al., 2004; Chung et al., 2007) have reported no  
289 negative effects on feed intake from supplementing the diets with glycerine at  
290 rates similar to this study.

291 The reduction in the intake of nutrients (EE, NDF and NFC) can be explained  
292 by the decrease in EE, NDF and NFC in the diet due to the inclusion of glycerine  
293 (Table 2), which is free of these compounds. Replacing corn by glycerine provided  
294 a reduction of 19.2% in EE intake without affecting the total digestible nutrient  
295 intake. AbuGhazaleh et al. (2011) observed a decrease in NDF digestibility as  
296 glycerine replaced corn in the diet *in vitro* study. The reduction was due to the  
297 increased glycerine content in the diet (15, 30 and 45%) replacing the fibrous  
298 content. A linear decrease in fibrous compounds was also observed by Farias et  
299 al. (2012), who found a reduction in the intake of TC (17.1%) and NFC (21%) with  
300 the inclusion of glycerine in the diet.

301 Feed efficiency improved by 10.8, 10.0, 7.2 and 33.1% when glycerine was  
302 included at levels of 2, 4, 8, and 12% of the diet, respectively; however, adding  
303 glycerine at 16% reduced the efficiency by 2.8% (Parsons et al., 2009). Pyatt et al.  
304 (2007) reported a 21.9% improvement in feed efficiency when glycerine was used  
305 to replace 10% of the dry-rolled corn content in cattle diets.

306 The apparent digestibility results indicate that glycerine supplementation in  
307 the diet potentially improves rumen fermentation through increased feed  
308 digestibility in the total digestive tract of beef cattle. Similarly, Wang et al. (2009)  
309 found that the total tract digestibility of DM, OM, NDF and CP were increased

310 linearly with increasing glycerine in the diet. The increased digestibility of nutrients  
311 in diets containing glycerine may be explained by the metabolization of glycerine  
312 into volatile fatty acids by gram-negative bacteria in the rumen and the absorption  
313 of fatty acids by the gastrointestinal mucosa. Biohydrogenation and absorption  
314 occur rapidly in the rumen, reducing the amount of material to be transported and  
315 metabolised in the gut of the animals. In this study, the rapid transformation of  
316 glycerine into propionate is demonstrated by the reduction in feed intake and the  
317 conversion of DM without affecting animal performance at different levels of  
318 glycerine in the diet. According to (Krehbiel, 2008), the disappearance rates of  
319 glycerine in the rumen may increase with the adaptation of animals to intense  
320 fermentation of volatile fatty acids by rumen bacteria. Adding glycerine to the diet  
321 of ruminants alters the pattern of rumen fermentation, linearly reducing the  
322 proportion of acetate/propionate as the dose of glycerine is increased, favouring  
323 production of propionate in the rumen by gram-negative bacteria (Wang et al.,  
324 2009). Corroborating these findings, Bergner et al. (1995) that after seven days of  
325 adaptation by microbial organisms the metabolization of glycerine occurs more  
326 rapidly and reaching a total disappearance within six hours. Wang et al. (2009)  
327 observed an increase in the digestibility of DM, EE, OM, NDF and ADF (quadratic  
328 response) compared with control treatment. The digestibility of CP showed a linear  
329 increase as a function of the level of glycerine.

330

### 331 **Conclusion**

332

333 The co-product of biodiesel production glycerine fed to young bulls during  
334 229 days in feedlot system did not affect the animal performance, feed intake and  
335 carcass characteristics. However, the increasing amounts glycerine in the diet  
336 increased the nutrients apparent digestibility of the diets. Results from current  
337 study demonstrated that limiting threshold was up to 18% glycerine on a DM.  
338 Likewise, when there is the glycerine production excess with prices below of corn;  
339 this product might be utilized in the diets for young bulls finished in feedlot.

340

### 341 **Acknowledgements**

342

343 This work was supported by the Araucaria Foundation, funding from the  
344 State of Paraná and the Brazilian Council for Research and Technological  
345 Development (CNPq). The authors gratefully acknowledge Processing Inc.  
346 (BIOPAR, Paraná, Rolândia, South Brazil) for providing the glycerine used in this  
347 research. The mention of trade names or commercial products in this publication is  
348 solely for the purpose of providing specific information and does not imply  
349 recommendations or endorsement by the Department of Animal Science, Maringá  
350 State University, Paraná or Brazil.

351

## 352 **References**

353

354 AbuGhazaleh, A.A., Abo El-Nor, S., Ibrahim, S.A., 2011. The effect of replacing  
355 corn with glycerol on ruminal bacteria in continuous culture fermenters. J.  
356 Anim. Physiol. Anim. Nutr. 95, 313-319.

357 AOAC, 1998. Association of Official Analytical Chemists. Association of Official  
358 Analytical Chemists, Arlington, VA, USA.

359 Bergner, H., Kijora, C., Ceresnakova, Z., Szakacs, J., 1995. *In vitro* studies on  
360 glycerol transformation by rumen microorganisms. Archiv für Tierernaehrung  
361 48, 245.

362 Casali, A.O., Detmann, E., Valadares Filho, S.C., Pereira, J.C., Henriques, L.T.,  
363 Freitas, S.G., Paulino, M.F., 2008. Influência do tempo de incubação e do  
364 tamanho de partículas sobre os teores de compostos indigestíveis em  
365 alimentos e fezes bovinas obtidos por procedimentos *in situ*. Revista  
366 Brasileira de Zootecnia 37, 335-342.

367 Chung, Y.H., Rico, D.E., Martinez, C.M., Cassidy, T.W., Noirot, V., Ames, A.,  
368 Varga, G.A., 2007. Effects of feeding dry glycerin to early postpartum  
369 Holstein dairy cows on lactational performance and metabolic profiles.  
370 Journal of Dairy Science 90, 5682-5691.

371 CIOMS/OMS, 1985. Council for International Organizations of Medical Services -  
372 International Guiding Principles for Biomedical Research Involving Animals.  
373 ERIC Clearinghouse, Geneva, Switzerland.

374 Costa, E.C., Restle, J., Vaz, F.N., Alves Filho, D.C., Bernardes, R., Kuss, F., 2002.  
375 Características da carcaça de novilhos Red Angus superprecoces abatidos  
376 com diferentes pesos. R. Bras. Zoot. 31, 119-128.

- 377 Dasari, M.A., Kiatsimkul, P.P., Sutterlin, W.R., Suppes, G.J., 2005. Low-pressure  
378 hydrogenolysis of glycerol to propylene glycol. Appl. Catal. a-Gen. 281, 225-  
379 231.
- 380 DeFrain, J.M., Hippen, A.R., Kalscheur, K.F., Jardon, P.W., 2004. Feeding  
381 Glycerol to Transition Dairy Cows: Effects on Blood Metabolites and  
382 Lactation Performance. Journal of Dairy Science 87, 4195-4206.
- 383 Farias, M.S., Prado, I.N., Valero, M.V., Zawadzki, F., Silva, R.R., Eiras, C.E.,  
384 Rivaroli, D.C., Lima, B.S., 2012. Níveis de glicerina para novilhas  
385 suplementadas em pastagens: desempenho, ingestão, eficiência alimentar e  
386 digestibilidade. Semin-Cienc. Agrar. 33, 1177-1188.
- 387 Françaço, M.C., Prado, I.N., Cecato, U., Valero, M.V., Zawadzki, F., Ribeiro, O.L.,  
388 Prado, R.M., Visentainer, J.V., 2013, in press. Growth performance, carcass  
389 characteristics and meat quality of finishing bulls fed crude glycerine-  
390 supplemented diets. Braz. Arch. Biol. Techn., 1-10.
- 391 Fugita, C.A., Prado, I.N., Jobim, C.C., Zawadzki, F., Valero, M.V., Pires, M.C.O.,  
392 Prado, R.M., Françaço, M.C., 2012. Corn silage with and without enzyme-  
393 bacteria inoculants on performance, carcass characteristics and meat quality  
394 in feedlot finished crossbred bulls. R. Bras. Zoot. 41, 154-163.
- 395 Goff, J.P., Horst, R.L., 2001. Oral glycerol as an aid in the treatment of  
396 ketosis/fatty liver complex. J. Dairy Sci. 84 (Supplement 1), 153 (Abstr.).
- 397 Ito, R.H., Prado, I.N., Visentainer, J.V., Prado, R.M., Fugita, C.A., Pires, M.C.O.,  
398 2010. Carcass characteristics, chemical and fatty acid composition of  
399 *Longissimus* muscle of Purunã bulls slaughtered at 18 or 24 months of age.  
400 Acta. Sci. Anim. Sci. 32, 299-307.
- 401 Ito, R.H., Valero, M.V., Prado, R.M., Rivaroli, D.C., Perotto, D., Prado, I.N., 2012.  
402 Meat quality from four genetic groups of bulls slaughtered at 14 months old.  
403 Acta Scientiarum. Animal Sciences 34, 425-432.
- 404 Kearl, L.C., 1982. Nutrient Requirements of Ruminants in Developing Countries.  
405 International Feedstuffs Institute, Utah Agricultural Experiment Station, Utah  
406 State University, Utah, UT, USA.
- 407 Krehbiel, C.R., 2008. Ruminant and physiological metabolism of glycerin. J. Anim.  
408 Sci. E86 (Supplement), 392 (Abstr.).
- 409 Lage, J.F., Paulino, P.V.R., Pereira, L.G.R., Valadares Filho, S.C., Oliveira, A.S.,  
410 Detmann, E., Souza, N.K.P., Lima, J.C.M., 2010. Glicerina bruta na dieta de



- 411 cordeiros terminados em confinamento. *Pesq. Agropec. Bras.* 45, 1012-  
412 1020.
- 413 Mach, N., Bach, A., Devant, M., 2009. Effects of crude glycerin supplementation  
414 on performance and meat quality of Holstein bulls fed high-concentrate diets.  
415 *Journal of Animal Science* 87, 632-638.
- 416 Machado Neto, O.R., Ladeira, M.M., Chizzotti, M.L., Jorge, A.M., Oliveira, D.M.,  
417 Carvalho, J.R.R., Ribeiro, J.S., 2012. Performance, carcass traits, meat  
418 quality and economic analysis of feedlot of young bulls fed oilseeds with and  
419 without supplementation of vitamin E. *R. Bras. Zoot.* 41, 1756-1763.
- 420 Maggioni, D., Marques, J.A., Perotto, D., Rotta, P.P., Ducatti, T., Matsushita, M.,  
421 Silva, R.R., Prado, I.N., 2009. Bermuda grass hay or sorghum silage with or  
422 without yeast addition on performance and carcass characteristics of  
423 crossbred young bulls finished in feedlot. *Asian. Austral. J. Anim. Sci.* 22,  
424 206-215.
- 425 Maggioni, D., Marques, J.A., Rotta, P.P., Perotto, D., Ducatti, T., Visentainer, J.V.,  
426 Prado, I.N., 2010. Animal performance and meat quality of crossbred young  
427 bulls. *Livest. Sci.* 127, 176-182.
- 428 Maher, S.C., Mullen, A.M., Keane, M.G., Buckley, D.J., Kerry, J.P., Moloney, A.P.,  
429 2004. Variation in the eating quality of *M. Longissimus dorsi* from Holstein–  
430 Friesian bulls and steers of New Zealand and European/American descent,  
431 and Belgian Blue x Holstein–Friesians, slaughtered at two weights. *Livestock*  
432 *Production Science* 90, 271-277.
- 433 Mertens, D.R., 2002. Gravimetric determination of amylase-treated neutral  
434 detergent fiber in feeds with refluxing in beakers or crucibles: collaborative  
435 study. *J. AOAC Int.* 85, 1217-1240.
- 436 NRC, 2000. *Nutrient Requirements of Beef Cattle*. National Academy Press,  
437 Washington, DC, USA.
- 438 Ooi, T.L., Yong, K.C., Hazimah, A.H., Dzulkefly, K., Yunus, W.M.Z.W., 2004.  
439 Glycerol residue - a rich source of glycerol and medium chain fatty acids. *J.*  
440 *Oleo Sci.* 53, 29-33.
- 441 Parsons, G.L., Shelor, M.K., Drouillard, J.S., 2009. Performance and carcass traits  
442 of finishing heifers fed crude glycerin. *Journal of Animal Science* 87, 653-657.
- 443 Pyatt, A., Doane, P.H., Cecava, M.J., 2007. Effect of crude glycerin in finishing  
444 cattle diets. *J. Anim. Sci.* 85 (Supplement 1), 412 (Abstr.).

- 445 Raun, A.P., Cooley, C.O., Potter, E.L., Rathmacher, R.P., Richardson, L.F., 1976.  
446 Effect of Monensin on Feed Efficiency of Feedlot Cattle. *Journal of Animal*  
447 *Science* 43, 670-677.
- 448 Rémond, B., Souday, E., Jouany, J.P., 1993. *In vitro* and in vivo fermentation of  
449 glycerol by rumen microbes. *Animal Feed Science and Technology* 41, 121-  
450 132.
- 451 Robinson, P.H., Karges, K., Gibson, M.L., 2008. Nutritional evaluation of four co-  
452 product feedstuffs from the motor fuel ethanol distillation industry in the  
453 Midwestern USA. *Animal Feed Science and Technology* 146, 345-352.
- 454 Rotta, P.P., Prado, I.N., Prado, R.M., Moletta, J.L., Silva, R.R., Perotto, D., 2009a.  
455 Carcass characteristics and chemical composition of the *Longissimus* muscle  
456 of Nelore, Caracu and Holstein-friesian bulls finished in a feedlot. *Asian.*  
457 *Austral. J. Anim. Sci.* 22, 598-604.
- 458 Rotta, P.P., Prado, R.M., Prado, I.N., Valero, M.V., Visentainer, J.V., Silva, R.R.,  
459 2009b. The effects of genetic groups, nutrition, finishing systems and gender  
460 of Brazilian cattle on carcass characteristics and beef composition and  
461 appearance: a review. *Asian. Austral. J. Anim. Sci.* 22, 1718-1734.
- 462 SAS, 2004. SAS/STAT User guide, Version 9.1.2. SAS Institute Inc, Cary, NC,  
463 USA.
- 464 Schröder, A., Südekum, K.H., 1999. Glycerol as a by-product of biodiesel  
465 production in diets for ruminants, The Regional Institute Ltd, Canberra, AU.
- 466 Sniffen, C.J., O'Connor, J.D., Van Soest, P.J., Fox, D.G., Russell, J.B., 1992. A  
467 net carbohydrate and protein system for evaluating cattle diets: II.  
468 Carbohydrate and protein availability. *Journal of Animal Science* 70, 3562-  
469 3577.
- 470 Sudekum, K.H., 2007. Co-products from biodiesel production, In: Garnsworthy,  
471 P.C., Wiseman, J. (Eds.), 41st University of Nottingham Feed Conference,  
472 University of Nottingham, Sutton Bonington Campus, Nottingham, UK, pp.  
473 201-219.
- 474 Trabue, S., Scoggin, K., Tjandrakusuma, S., Rasmussen, M.A., Reilly, P.J., 2007.  
475 Ruminant fermentation of propylene glycol and glycerol. *J. Agric. Food Chem.*  
476 55, 7043-7051.
- 477 Vieira, A., Lobato, J.F.P., Correa, E.S., Torres Junior, A.A., Cezar, I.M., 2005.  
478 Produtividade e eficiência de vacas Nelore em pastagem de *Brachiaria*

- 479           *decumbens* Stapf nos Cerrados do Brasil Central. R. Bras. Zoot. 34, 1357-  
480           1365.
- 481 Walter, A., Rosillo-Calle, F., Dolzan, P., Piacente, E., Cunha, K.B., 2008.  
482           Perspectives on fuel ethanol consumption and trade. Biomass Bioenerg. 32,  
483           730-748.
- 484 Wang, C., Liu, Q., Huo, W.J., Yang, W.Z., Dong, K.H., Huang, Y.X., Guo, G.,  
485           2009. Effects of glycerol on rumen fermentation, urinary excretion of purine  
486           derivatives and feed digestibility in steers. Livestock Science 121, 15-20.
- 487 Zeoula, L.M., Prado, I.N., Dian, P.H.M., Geron, L.J.V., Caldas Neto, S.F., Maeda,  
488           E.M., Pra Peron, P.D., Marques, J.A., Falcão, A.J.S., 2002. Fecal  
489           recuperation of internal markers in assay with ruminants. Revista Brasileira  
490           de Zootecnia 31, 1865-1874.
- 491
- 492

## **TABLES**

531 **Table 1**

532 Chemical composition of the glycerine used in the study

Parameters	Results
Water*	23.2 g/kg
Ash	47.6 g/kg
Glycerol	812 g/kg
Methanol	3.32 mg/kg
Sodium	11.6 g/kg
Potassium	79.1 mg/kg
Chloride	35.8 mg/kg
Magnesium	16.3 mg/kg
Phosphorus	239 mg/kg
Gross energy	14.2 MJ

533 Realised by Institute of Technology of Paraná – TECPAR, Biofuels division, in  
534 Curitiba, Paraná.\*Karl Fischer.

535 **Table 2**

536 Ingredients and percent composition (g/kg) of the diet treatments

Ingredients	Glycerine levels			
	G00 <sup>1</sup>	G06 <sup>2</sup>	G12 <sup>3</sup>	G18 <sup>4</sup>
Corn silage	530	530	530	530
Soybean meal	118	134	150	169
Corn grain	344	268	191	114
Glycerine	0.00	60.0	120	178
Mineral salt <sup>5</sup>	8.30	8.30	8.30	7.60

537 <sup>1</sup>Without glycerine; <sup>2</sup>6% glycerine; <sup>3</sup>12% glycerine; <sup>4</sup>18% glycerine; <sup>5</sup>Guarantee  
538 levels (per kg): calcium - 175 g; phosphorus – 100 g; sodium – 114 g; selenium –  
539 15 g; magnesium – 15 g; zinc – 6.004 mg; manganese – 1.250 mg; copper –  
540 1.875; iodine – 180 mg; cobalt – 125 mg; selenium – 30 mg; fluorine (maximum) –  
541 1.000 mg.  
542

543 **Table 3**

544 Chemical composition of the base diets (g/kg)

Ingredients	DM <sup>1</sup>	g/kg on DM								
		OM <sup>2</sup>	Ash	CP <sup>3</sup>	EE <sup>4</sup>	TC <sup>5</sup>	NFC <sup>6</sup>	NDF <sup>7</sup>	ADF <sup>8</sup>	TDN <sup>9</sup>
Corn silage	291	973	27.3	60.6	33.6	878	514	364	192	622
Soybean meal	815	929	71.4	489	25.0	415	234	181	116	780
Corn grain	818	977	23.2	103	59.3	814	641	173	47.7	816
Glycerine	943	952	47.6	0.70	1.20	-	-	-	-	806
Mineral salt	980									
<b>Diets</b>										
G00 <sup>10</sup>	540	879	27.9	108	36.9	734	475	259	126	702
G06 <sup>11</sup>	547	884	30.0	108	33.6	689	438	251	125	701
G12 <sup>12</sup>	554	880	32.2	108	30.3	644	401	242	123	670
G18 <sup>13</sup>	562	896	34.5	109	27.0	598	364	234	122	699

545 <sup>1</sup>Dry matter; <sup>2</sup>Organic matter; <sup>3</sup>Crude Protein; <sup>4</sup>Ether extract; <sup>5</sup>Total carbohydrates;  
546 <sup>6</sup>Non-fibre carbohydrates; <sup>7</sup>Neutral detergent fibre; <sup>8</sup>Acid detergent fibre; <sup>9</sup>Total  
547 digestive nutrients; <sup>10</sup>Without glycerine; <sup>11</sup>6% glycerine; <sup>12</sup>12% glycerine; <sup>13</sup>18%  
548 glycerine.

549 **Table 4**

550 The effects of glycerine levels on animal performance of Purunã bulls finished in a feedlot.

Item	Glycerine levels				Means	SEM <sup>5</sup>	P-value		R <sup>2</sup>
	G00 <sup>1</sup>	G06 <sup>2</sup>	G12 <sup>3</sup>	G18 <sup>4</sup>			L	Q	
Initial body weight, kg	217	204	205	209	$\hat{Y} = 209$	5.33	0.68	0.67	-
Final body weight, kg	472	466	476	474	$\hat{Y} = 472$	9.32	0.84	0.97	-
Average daily gain, kg	1.11	1.14	1.18	1.16	$\hat{Y} = 1.15$	0.02	0.62	0.76	-
Hot carcass weight, kg	255	253	268	257	$\hat{Y} = 258$	5.56	0.70	0.84	-
Dressing carcass, %	54.0	54.3	56.3	54.1	$\hat{Y} = 54.7$	0.29	0.36	0.06	-

551 <sup>1</sup>Without glycerine; <sup>2</sup>6% glycerine; <sup>3</sup>12% glycerine; <sup>4</sup>18% glycerine; <sup>5</sup>Standard error of mean.



552

553 **Table 5**

554 The effects of glycerine levels on feed intake (kg/day) and dry matter conversion by Purunā bulls finished in a feedlot

Items	Glycerine levels				SEM <sup>5</sup>	P-value		R <sup>2</sup>
	G00 <sup>1</sup>	G06 <sup>2</sup>	G12 <sup>3</sup>	G18 <sup>4</sup>		L	Q	
Dry matter	8.26	8.47	7.29	7.46	0.27	0.14	0.35	-
Dry matter <sup>6</sup> , %BW	2.41	2.51	2.12	2.18	0.05	0.03	0.10	0.11
Organic matter	7.14	7.49	6.59	6.96	0.24	0.51	0.80	-
Crude protein	1.27	1.31	1.22	1.24	0.02	0.54	0.82	-
Ether extract <sup>7</sup>	0.43	0.42	0.36	0.34	0.01	0.002	<0.001	0.31
Neutral detergent fibre <sup>8</sup>	2.65	2.63	2.34	2.32	0.07	0.03	0.11	0.10
Neutral detergent fibre <sup>9</sup> , %BW	0.77	0.78	0.68	0.67	0.01	0.001	0.006	0.23
Non fibrous carbohydrates <sup>10</sup>	4.86	4.71	3.88	3.59	0.14	<0.001	<0.001	0.34
Total carbohydrates <sup>11</sup>	6.22	6.09	5.01	4.85	0.20	0.003	0.01	0.20
Total digestible nutrients	6.78	7.29	6.77	6.94	0.18	0.98	0.90	-
Dry matter conversion <sup>12</sup>	7.59	7.35	6.14	6.45	0.20	0.008	0.02	0.17

555 <sup>1</sup>Without glycerine; <sup>2</sup>6% glycerine; <sup>3</sup>12% glycerine; <sup>4</sup>18% glycerine, <sup>5</sup>Standard error of mean; Regression equations: <sup>6</sup> $\hat{Y} = 2.469 -$   
556  $0.015x$ ; <sup>7</sup> $\hat{Y} = 0.444 - 0.004x$ ; <sup>8</sup> $\hat{Y} = 2.684 - 0.018x$ ; <sup>9</sup> $\hat{Y} = 0.791 - 0.005x$ ; <sup>10</sup> $\hat{Y} = 4.957 - 0.066x$ ; <sup>11</sup> $\hat{Y} = 6.330 - 0.074x$ ; <sup>12</sup> $\hat{Y} = 7.577 -$   
557  $0.066x$ .

558

559

560 **Table 6**

561 Glycerine levels on apparent digestibility for Purunã bulls finished in a feedlot

Nutrients, g/kg	Glycerine levels				SEM <sup>5</sup>	P-value		R <sup>2</sup>
	G00 <sup>1</sup>	G06 <sup>2</sup>	G12 <sup>3</sup>	G18 <sup>4</sup>		L	Q	
Dry matter <sup>6</sup>	0.66	0.69	0.71	0.75	<0.01	<0.001	<0.001	0.42
Organic matter <sup>7</sup>	0.66	0.70	0.73	0.78	<0.01	<0.001	<0.001	0.54
Crude protein <sup>8</sup>	0.71	0.70	0.74	0.76	<0.01	0.002	0.005	0.21
Ether extract	0.87	0.87	0.87	0.90	<0.01	0.07	0.16	-
Neutral detergent fibre	0.59	0.58	0.59	0.59	<0.01	0.93	0.98	-
Non fibrous carbohydrates <sup>9</sup>	0.82	0.85	0.89	0.93	<0.01	<0.001	<0.001	0.65
Total carbohydrates <sup>10</sup>	0.68	0.70	0.72	0.75	<0.01	<0.001	0.007	0.32

562 <sup>1</sup>Without glycerine; <sup>2</sup>6% glycerine; <sup>3</sup>12% glycerine; <sup>4</sup>18% glycerine, <sup>5</sup>Standard error of mean; Regression equations: <sup>6</sup> $\hat{Y} = 0.660 +$   
563  $0.004x$ ; <sup>7</sup> $\hat{Y} = 0.659 + 0.005x$ ; <sup>8</sup> $\hat{Y} = 0.696 + 0.002x$ ; <sup>9</sup> $\hat{Y} = 0.818 + 0.005x$ ; <sup>10</sup>  $\hat{Y} = 0.681 + 0.003x$ .

564

## **CAPÍTULO 2**

### **GLYCERIN LEVELS IN THE DIETS FOR CROSSBRED BULLS FINISHED IN FEED-LOT: INGESTIVE BEHAVIOR, FEEDING AND RUMINATION EFFICIENCY<sup>1</sup>**

<sup>1</sup>Artigo submetido ao comitê editorial do periódico científico Acta Scientiarum. Animal Science.

1 **GLYCERIN LEVELS IN THE DIETS FOR CROSSBRED BULLS FINISHED IN**  
2 **FEED-LOT: INGESTIVE BEHAVIOR, FEEDING AND RUMINATION EFFICIENCY**

3  
4 **INGESTIVE BEHAVIOR OF BULLS SUPPLEMENTED WITH GLYCERIN IN THE**  
5 **DIETS**

6  
7 Carlos Emanuel Eiras<sup>a</sup>, Jair de Araújo Marques<sup>b†</sup>, Juliana Akamine Torrecilhas<sup>c</sup>,  
8 Fernando Zawadzki<sup>d</sup>, José Luis Moletta<sup>e</sup>, Ivanor Nunes do Prado<sup>f\*</sup>

9  
10 <sup>a</sup>Post-Graduate student – Federal University Recôncavo of Bahia – Fellowship of CAPES.

11 <sup>b</sup>Ph.D. Professor – Federal University Recôncavo of Bahia, Brazil. <sup>†</sup>*In memoriam*.

12 <sup>c</sup>Graduate student – Department of Animal Science – State University of Maringá –CNPq  
13 fellowship, Brazil.

14 <sup>d</sup>Post-Graduate student – Department of Animal Science – State University of Maringá –  
15 CNPq fellowship, Brazil.

16 <sup>e</sup>Ph.D.– Department of Animal Science – Agronomic Institute of Paraná, Curitiba, PR, Brazil.

17 <sup>f</sup>Ph.D. Professor – Department of Animal Science – State University of Maringá – CNPq  
18 fellowship, Brazil.

19  
20 \*Corresponding Author: Ivanor N. Prado. Tel: +55-44-3011-8931, FAX: +55-3011-  
21 8977, e-mail: inprado@uem.br.

22  
23  
24 **NÍVEIS DE GLICERINA NA DIETA DE BOVINOS MISTIÇOS TERMINADOS EM**  
25 **CONFINAMENTO: COMPORTAMENTO INGESTIVO, EFICIÊNCIA DE**  
26 **ALIMENTAÇÃO E RUMINAÇÃO.**

27  
28 **RESUMO**

29  
30 Objetivou-se avaliar a substituição do milho por níveis de glicerina sobre o  
31 comportamento ingestivo e eficiências de alimentação e ruminação de novilhos  
32 Purunã terminados em confinamento. Foram utilizados 40 novilhos Purunã com  
33 208,8 ± 33,3 kg e oito meses de idade. As dietas utilizadas foram sem glicerina-  
34 G00, 6% de glicerina – G06, 12% de glicerina – G12 e 18% de glicerina – G18. A  
35 ingestão de MS foi semelhante em todas as dietas. De outra forma, a ingestão de  
36 FDN diminuiu linearmente com a suplementação das dietas com níveis de glicerina.  
37 As eficiências de alimentação e ruminação de MS e FDN foram semelhantes em  
38 todos os tratamentos. As dietas com glicerina alteraram a duração das atividades

39 comportamentais. A suplementação da dieta com glicerina não afetou a frequência  
40 de alimentação. De outro modo, a frequência de ruminação foi reduzida linearmente  
41 com a inclusão de glicerina na dieta. As frequências de outras atividades apresentou  
42 efeito quadrático com a adição de glicerina. A inclusão de glicerina na dieta reduziu  
43 o tempo de duração das frequências de alimentação, mas não afetou o tempo  
44 despendido nas frequências de ruminação. Entretanto, a duração das frequências de  
45 outras atividades aumentou linearmente com a inclusão de glicerina na dieta.

46

47 **Palavras - chave:** bovino, comportamento, confinamento, consumo, glicerol

48

#### 49 **ABSTRACT**

50

51 This work was carried out to study corn substituting by glycerin levels on animal  
52 behavior, feeding and rumination efficiency of Purunã young bulls finished in feed-lot.  
53 It was utilized 40 bulls Purunã breed with  $208.8 \pm 33.3$  kg and eight months old. The  
54 diets were: without glycerin - G00, 6% of glycerin – G06, 12% of glycerin – G12 and  
55 18% of glycerin – G18. Dry matter intake was similar among diets. On the other  
56 hand, NDF intake decreased linearly with glycerin levels supplementation in the  
57 diets. Feeding and rumination efficiency DM and NDF were similar among diets.  
58 Glycerin changed activities durations of bulls. Glycerin did not affect feed frequency.  
59 At contrary, rumination frequency was reduced linearly with glycerin inclusion. Others  
60 activities frequencies showed a quadratic effect with the glycerin addition. Glycerin  
61 inclusion in the diet reduced the time duration for feed frequency, but had no effect  
62 on the time spent for rumination frequency. However, the frequency duration for other  
63 activities increased linearly with glycerin inclusion.

64

65 **Keywords:** behavior, cattle, feed intake, feed-lot, glycerol.

66

#### 67 **INTRODUCTION**

68

69 Factors that regulate dry matter intake by ruminants are complex and not  
70 understood fully. Nevertheless, accurate estimates of feed intake are vital to  
71 predicting rate of gain of animals. Previous research has established relationships  
72 between dietary energy concentration and dry matter intake by beef cattle based on

73 the concept that consumption of less digestible, low-energy (often high-fiber) diets is  
74 controlled by physical factors such as rumen fill and digest passage, whereas  
75 consumption of highly digestible, high-energy (often low-fiber, high-concentrate) diets  
76 is controlled by the animal's energy demands and by metabolic factors (NRC, 2000).

77 The feeding behavior is related of intake, obtaining data to improve animal  
78 performance by feed intake (ALBRIGHT, 1993). Thus, the problems related to  
79 declining intake in critical times, management practices, quality and quantity of diet  
80 offered can be improved by changing the feeding behavior (MARQUES et al., 2008).  
81 Animal performance is mainly influenced by dry matter intake that can be affected by  
82 the amount of fiber (MISSIO et al., 2010) and energy content in the diet (FREITAS et  
83 al., 2010). Feed intake of diet with high concentration of NDF, increases the number  
84 and chewing duration and rumination duration due to fill the rumen-reticulum (DADO;  
85 ALLEN, 1995). According to Van Soest (1994) rumination duration is influenced by  
86 the nature of the diet and seems to be proportional to the cell wall content of forages.  
87 Thus, intake of fiber is highly correlated with rumination time, and in general, the  
88 nutritional quality of the diet may determine changes in food intake, modifying the  
89 ingestive behavior and animal performance (SIGNORETTI et al., 1999). According to  
90 Forbes (1988), ruminants can modify in part the ingestive behavior minimizing the  
91 effects of unfavorable dietary conditions, reaching their nutritional requirements for  
92 maintenance and growth. Bürger et al. (2000) found that period feeding duration of  
93 animal finished in feed-lot may vary from one to six hours, depending directly of the  
94 energy levels in the diet. The decrease of NDF caused by increased levels of  
95 concentrate (energy) in the diet reduces feeding and rumination duration, providing  
96 more time to animal performance and other activities that require lower energy  
97 expenditures, improving the animal performance (SOUZA et al., 2007).

98 The use of glycerin replacing corn as an energy source in diets for feedlot bulls  
99 can change the feeding behavior. Elam et al. (2008) and Farias et al. (2012)  
100 observed that animals supplemented with glycerin in the diet needed more time to  
101 consume food than control group. The use of glycerin as a corn substitute, an energy  
102 source, determines fast rumen fermentation (TRABUE et al., 2007) which modifies  
103 intake behavior to the point that animals require more time to consume feed when  
104 compared to glycerin-less diets.

105 This study was conducted to evaluate the effects of different glycerin levels as  
 106 corn substitution in the diets on ingestive behavior, feed intake and rumination  
 107 efficiency of young bulls breed Purunã finished in feed-lot.

108

## 109 MATERIAL AND METHODS

110

### 111 *Animals, housing and diets*

112 This experiment was approved by Department of Animal Production at the State  
 113 University of Maringá (CIOMS/OMS, 1985). It was conducted at the Experimental  
 114 Station of Farm Modelo at Institute Agronomic of Paraná – IAPAR in Ponta Grossa,  
 115 city, Paraná State, Brazil South.

116 Forty Purunã bulls breed ( $\frac{1}{4}$  Aberdeen Angus +  $\frac{1}{4}$  Caracu +  $\frac{1}{4}$  Charolais +  $\frac{1}{4}$   
 117 Canchim) were used in a complete randomised design. Bulls were weighed and  
 118 distributed in four diets with ten replications per group. After an 11-d diet adaptation  
 119 period, the bulls were weighed and started the study with an average initial BW of  
 120  $208.8 \pm 33.3$  kg and average age of 8 months. The bulls' BW and concentrate and  
 121 corn silage intakes were recorded monthly until day 229 of the experiment when the  
 122 bulls reached a final BW of  $471.7 \pm 57.3$  kg.

123 The glycerin was produced in a soy-diesel facility (BIOPAR, Rolândia, Paraná,  
 124 Brazil South). Glycerin fed in the current study was used as an energetic ingredient;  
 125 therefore, to obtain four isoenergetic diets, the increase in glycerin level was  
 126 counterbalanced, mainly by a decrease in corn grain content (Table 1). All diets were  
 127 formulated to be isonitrogenous (Table 2).

128

129 Table 1. Ingredients and percent composition (% DM) of the diet treatments

Ingredients, %	Glycerin levels, % DM			
	G00 <sup>1</sup>	G06 <sup>2</sup>	G12 <sup>3</sup>	G18 <sup>4</sup>
Corn silage	53.00	53.00	53.00	53.00
Soybean meal	11.78	13.39	14.99	16.87
Corn grain	34.40	26.77	19.14	11.38
Glycerin	0.00	6.00	11.99	17.99
Mineral salt <sup>5</sup>	0.83	0.83	0.83	0.76

130 <sup>1</sup>Diet without glycerin; <sup>2</sup>6% glycerin; <sup>3</sup>12% glycerin; <sup>4</sup>18% glycerin; <sup>5</sup>Guarantee levels  
 131 (per kg): calcium - 175 g; phosphorus – 100 g; sodium – 114 g; selenium – 15 g;  
 132 magnesium – 15 g; zinc – 6.004 mg; manganese – 1.250 mg; copper – 1.875; iodine  
 133 – 180 mg; cobalt – 125 mg; selenium – 30 mg; fluorine (maximum) – 1.000 mg.

134 The bulls were randomly assigned to 1 of 4 diets containing 0, 6, 12 or 18%  
 135 glycerine on a DM basis; which represented 18.3; 38.5; and 61.3% of corn replacing.  
 136 The bulls were fed concentrate and corn silage in separate troughs, both for *ad*  
 137 *libitum*. Bulls were fed twice a day (08:00 and 15:00 h). The diets were weighed daily,  
 138 so that the refusals represented 5% of the total. The concentrate intake was fixed in  
 139 1.2% of BW and adjusted every 28-d. The diets formulation and quantity supplied  
 140 were designed to provide a weight gain of 1.2 kg/day, according to NRC (2000)  
 141 recommendations.

142

143 Table 2. Chemical composition of the base diets (% DM)

Ingredients, %	DM <sup>1</sup>	%DM								
		OM <sup>2</sup>	Ash	CP <sup>3</sup>	EE <sup>4</sup>	TC <sup>5</sup>	NFC <sup>6</sup>	NDF <sup>7</sup>	ADF <sup>8</sup>	TDN <sup>9</sup>
Corn silage	29.11	97.27	2.73	6.06	3.36	87.85	51.41	36.44	19.16	62.20
Soybean meal	81.50	92.86	7.14	48.89	2.50	41.47	23.40	18.07	11.65	78.03
Corn grain	81.76	97.68	2.32	10.32	5.93	81.43	64.15	17.28	4.77	81.64
Glycerin	94.27	95.24	4.76	0.07	0.12	-	-	-	-	80.61
Mineral salt	98.00		96.00							
Diets, %										
G00 <sup>10</sup>	53.96	87.94	2.79	10.81	3.69	73.44	47.53	25.91	12.61	70.24
G06 <sup>11</sup>	54.69	88.45	3.00	10.81	3.36	68.91	43.83	25.07	12.47	70.10
G12 <sup>12</sup>	55.42	88.96	3.22	10.81	3.03	64.37	40.14	24.23	12.32	69.96
G18 <sup>13</sup>	56.18	89.56	3.45	10.91	2.70	59.84	36.43	23.40	12.20	69.92

144 <sup>1</sup>Dry matter; <sup>2</sup>Organic matter; <sup>3</sup>Crude Protein; <sup>4</sup>Ether extract; <sup>5</sup>Total carbohydrates;  
 145 <sup>6</sup>Non-fibre carbohydrates; <sup>7</sup>Neutral detergent fibre; <sup>8</sup>Acid detergent fibre; <sup>9</sup>Total  
 146 digestive nutrients; <sup>10</sup>Diet without glycerin; <sup>11</sup>6% glycerin; <sup>12</sup>12% glycerin; <sup>13</sup>18%  
 147 glycerin.

148

149 *Samples collection*

150

151 There were two visual assessments of behavioral activities interval of 56 days  
 152 between observations ones. The data collections were realized during 48  
 153 consecutive hours, with a record of activities in specific ethogram every five minutes  
 154 (SILVA et al., 2006). The behavioral activities were collected by eight observers,  
 155 divided into four teams who alternated every two hours (SILVA et al., 2006).

156 Data were collected to estimate the duration and numbers of the periods spent  
 157 feeding, ruminating and others activities. The total time of each activity was  
 158 determined by the sum of repetitions, while the number of periods was accounted for  
 159 in accordance with the number of consecutive repetitions of each activity. The times



160 of each activity were determined by the ratio between the length and the number of  
161 periods for each activity.

162 The efficiencies of feeding and rumination of dry matter and neutral detergent  
163 fiber were determined and adapted the methodology proposed by Bürger et al.  
164 (2000), according to the formulas described below:

165  $FEDM = DMI/FD$

166  $FENDF = NDFI/FD$

167  $REDM = DMI/RUD$

168  $RENDF = NDFI/RUD$

169 Where:

170 FEDM– Feeding efficiency of dry matter (kg DM/h);

171 DMI – Dry matter intake (kg DM/day);

172 FD– Feeding duration (h/day);

173 FENDF– Feeding efficiency neutral detergent fiber (NDF kg/h);

174 NDFI–Neutral detergent fiber intake (NDF kg/day);

175 REDM– Rumination efficiency of dry matter (kg DM/h);

176 RUD– Rumination duration (h/day);

177 RENDF– Rumination efficiency of neutral detergent fiber (NDF kg/h).

178

179 *Chemical analyses*

180

181 Dry matter content of the ingredients (silage, concentrate mix) was determined  
182 by oven-drying at 105°C for 24h (AOAC, 1990) (method 930.15). The OM content  
183 was calculated as the difference between DM and ash contents, with ash determined  
184 by combustion at 550°C for 5h. The NDF and ADF contents were determined using  
185 the methods described by Van Soest et al. (1991) with heat stable alpha-amylase for  
186 solubilization the amylose compound (MERTENS, 2002) and sodium sulfite used  
187 in the NDF procedure, and expressed inclusive of residual ash. Content of N in the  
188 samples was determined by the Kjeldahl method (AOAC, 1990) (method 976.05).  
189 The total carbohydrates (TC) were obtained by using the following equation:  $TC =$   
190  $100 - (\% CP + \% EE + \% Ash)$  (SNIFFEN et al., 1992). Non-fiber carbohydrates  
191 (NFC) were determined by the difference between TC and NDF. Total digestible  
192 nutrients (TDN) content of diets was obtained by the methodology described by Kears  
193 (1982):  $silage = -17.2649 + 1.2120 (\% CP) + 0.8352 (\% ENN) + 2.4637 (\% EE) +$

194 0.4475 (% CF); energetic foods = 40.2625 + 0.1969 (% CP) + 0.4228 (% ENN) +  
195 1.1903 (% EE) + 0.1379 (% CF) and protein foods = 40.3227 + 0.5398 (% CP) +  
196 0.4448 (% ENN) + 1.4218 (% EE) – 0.7007 (% CF). The samples were analyzed in  
197 triplicate at the Laboratory of Feed Analyses and Animal Nutrition at the State  
198 University of Maringá.

199

### 200 *Statistical analysis*

201

202 The experimental design was completely randomized with four treatments and  
203 ten replications. Results were statistically interpreted by regression equations using  
204 (SAS, 2004) procedure (PROC REG):  $Y_{ijk} = \beta_0 + \beta_1 X_i + \beta_2 X_i^2 + \alpha_{ijk} + \epsilon_{ijk}$ .

205 where:

206  $Y_{ijk}$  = dependents variables;

207  $\beta_0$  = regression coefficient;

208  $X_{ijk}$  = independents variables;

209  $\alpha_{ijk}$  = regression deviations;

210  $\epsilon_{ijk}$  = residual error.

211

## 212 **RESULTS AND DISCUSSION**

213

214 Total dry matter intake (7.9 kg/day) was similar ( $P > 0.05$ ) among diets (Table  
215 3). Similarly, Mach et al. (2009) reported no changes in DMI when glycerin was  
216 included at 0, 4, 8 or 12% in the diet (8.3 kg/day) of Holsteins bulls fed high-  
217 concentrate diets. Likewise, some others studies conducted with lactating cows that  
218 were fed high-forage diets (CHUNG et al., 2007; DEFRAIN et al., 2004) have  
219 reported no negative effects on feed intake when supplementing the diets with  
220 glycerin at inclusion rates similar to the present study. On the other hand, Ogborn  
221 (2006) reported that 5% glycerin increased DMI in prepartum dairy cows. In contrast,  
222 Parsons et al. (2009) reported a 13% reduction in DMI when glycerin was added at  
223 16% to a steam-flaked corn fed to heifers for the final 85 days before slaughter.  
224 Schröder e Südekum (1999) reported 0.7 kg/day reduction in starch intake in  
225 ruminally cannulated steers that were fed 15% glycerin. Thus dry matter intake can  
226 be dependent glycerin quality (DONKIN, 2008).

227 Table 3. Glycerin levels on feed intake, feed efficiency and rumination efficiency of  
228 Purunã bulls finished in feed-lot

Item	Glycerin levels, % of DM				Regression equation <sup>5</sup>	SEM <sup>6</sup>	r <sup>2</sup>
	G00 <sup>1</sup>	G06 <sup>2</sup>	G12 <sup>3</sup>	G18 <sup>4</sup>			
DMI <sup>7</sup> , kg/d	8.27	8.47	7.29	7.46	$\hat{Y}=7.87$	0.27	-
NDFI <sup>8</sup> , kg/d	2.67	2.64	2.35	2.31	$\hat{Y}=2.699-0.019x$	0.07	0.11
FE <sub>DM</sub> <sup>9</sup> , kg/h	2.36	2.42	2.15	2.59	$\hat{Y}=2.38$	0.09	-
FE <sub>NDF</sub> <sup>10</sup> , kg/h	0.76	0.75	0.69	0.81	$\hat{Y}=0.75$	0.02	-
RE <sub>DM</sub> <sup>11</sup> , kg/h	1.12	1.10	1.08	1.14	$\hat{Y}=1.11$	0.04	-
RE <sub>NDF</sub> <sup>12</sup> , kg/h	0.36	0.34	0.34	0.35	$\hat{Y}=0.35$	0.01	-

229 <sup>1</sup>Diet without glycerin; <sup>2</sup>6% glycerin; <sup>3</sup>12% glycerin; <sup>4</sup>18% glycerin; <sup>5</sup>Effect of glycerin  
230 level; <sup>6</sup>Standard error of mean; <sup>7</sup>Dry matter intake; <sup>8</sup>Neutral detergent fiber  
231 intake; <sup>9</sup>Dry matter feeding efficiency; <sup>10</sup>Neutral detergent fiber feeding efficiency;  
232 <sup>11</sup>Dry matter rumination efficiency; <sup>12</sup>Neutral detergent fiber rumination efficiency.  
233

234 On the other hand, NDF intake ( $P<0.05$ ) decreased linearly with glycerin levels  
235 supplementation in the diets, which can be explained by the lower content of NDF in  
236 the glycerin of the diet offered for bulls (Table 2). However, the reduced NDF intake  
237 did not reduce DM intake depending glycerin levels in the diets.

238 FEDM and FENDF were similar ( $P>0.05$ ) among diets (Table 3). Farias et al.  
239 (2012) observed the negative quadratic effect on FEDM and FENDF with replacing  
240 corn by glycerin in the diets of heifers supplemented in pasture system.

241 REDM and RENDF were not changed due to replacement levels, demonstrating  
242 that glycerin was effective to replace corn without affecting the performance  
243 characteristics. Moreover, Farias et al. (2012) observed a negative quadratic effect  
244 on REDM and RENDF due to the inclusion of glycerin in the diet.

245 Replacing corn by glycerin as energy source in the diets changed ( $P<0.01$ )  
246 activities durations of bulls finished in feed-lot (Table 4). The time spent for feeding  
247 and ruminating decreases linearly as a function of replacing corn by glycerin in the  
248 diets. The behavioral characteristics are mutually excluding, so there was a linear  
249 increase ( $P<0.01$ ) in the time spent for other activities.  
250

251 Table 4. Glycerin levels on duration (minutes) behavior intake of Purunã bulls  
252 finished in feed-lot

Item	Glycerin levels, % of DM				Regression equation <sup>5</sup>	SEM <sup>6</sup>	r <sup>2</sup>
	G00 <sup>1</sup>	G06 <sup>2</sup>	G12 <sup>3</sup>	G18 <sup>4</sup>			
Feeding	217.37	212.75	203.00	177.62	$\hat{Y}=222.03-1.842x$	5.06	0.21
Rumination	445.87	463.50	414.37	400.00	$\hat{Y}=458.95-2.667x$	8.57	0.15
Other activities	776.75	763.50	822.62	862.37	$\hat{Y}=758.91+4.514x$	11.42	0.25

253 <sup>1</sup>Diet without glycerin; <sup>2</sup>6% glycerin; <sup>3</sup>12% glycerin; <sup>4</sup>18% glycerin; <sup>5</sup>Effect of glycerin  
254 level; <sup>6</sup>Standard error of mean.

255 Glycerin supplementation in the diet for bulls finished in feed-lot reduced  
256 feeding duration by 18.2%. According to Bergner et al. (1995) the increased of rumen  
257 fermentation of glycerin allows its transformation into volatile fatty acids, especially  
258 propionate (RÉMOND et al., 1993; TRABUE et al., 2007). The rapid metabolism of  
259 this compound into energy for maintenance and growth of the animal promotes  
260 satiety. Besides that, glycerin can be absorbed by the ruminal epithelium and  
261 metabolized into glucose by the liver (DONKIN, 2008). According to Trabue et al.  
262 (2007) inclusion of high levels of glycerin levels can inhibit the feed intake for a  
263 certain time due to the amount of energy delivered to the animal by the possible  
264 presence of salts, impurities, and high methanol levels resulting from the  
265 transesterification process (CHUNG et al., 2007; PARSONS et al., 2009). The data in  
266 this study corroborate to those of Missio et al. (2010) when evaluating the influence  
267 of concentrate levels (22, 40, 59 and 79%) on the ingestive behavior of young bull in  
268 feed-lot. The authors obtained a linear decrease on feed intake due a higher intake  
269 (energy) in less time, reaching the nutritional requirements of animals. Likewise, Silva  
270 et al (2005) evaluated the feeding behavior of cattle fed different levels of  
271 concentrate and observed a linear reduction on feeding duration due to the lower  
272 NDF and higher energy intake in the diet. Corroborating to above authors, Farias et  
273 al. (2012) observed a reduction in feeding duration depending on glycerin levels (2.8,  
274 6.1 and 9.1%) in the diet for heifers supplemented in pasture system.

275 Replacing corn by different glycerin levels in the diets reduced the NDF content  
276 in the diets (Table 2). The reduction of NDF in the diet decreased the rumination  
277 duration (Table 4). Mendes Neto et al. (2007) observed differences between the  
278 rumination duration for roughage and concentrate depending the type and fiber  
279 content in the food. According to Kijora et al. (1998), 85% of ingested glycerin may  
280 disappear within the first two hours after feeding, agreeing with Bergner et al. (1995)  
281 stated that when levels of 15 to 25% of glycerin in the diet of ruminant is modified into  
282 six hours. Therefore, the glycerin is rapidly metabolized by bacteria in the rumen or  
283 volatile fatty acids, can be absorbed by the ruminal epithelium and promote a  
284 negative feedback on the necessary rumination duration (DONKIN, 2008). Farias et  
285 al. (2012) observed no difference for rumination duration (382.86 min/day) for heifers  
286 fed different glycerin levels in the diets (2.8, 6.1 and 9.1%). According to Missio et al.  
287 (2010) decreasing rumination duration, the increased the rest time of animals imply a  
288 decrease in physical activity, contributing thus for increases on animal performance.

289 The time spent for other activities were 11% higher for bulls fed with inclusion of  
 290 glycerin in the diets. The time utilized for other activities (862 min./day) was higher  
 291 than those found by Bürger et al (2000) when evaluated concentrate levels (30, 45,  
 292 60 and 75%) in the diet of steers (655, 701, 795 and 841 min./day.) and Farias et al.  
 293 (2012) evaluating the levels of crude glycerin (2.8, 6.1 and 9.1%) in the diets for  
 294 heifers (575, 547 and 623 min.). Glycerin of high purity can be better utilized by the  
 295 body when compared to ruminant diets supplemented with concentrated crude  
 296 glycerin or not. Fatty acid resulting from ruminal fermentation of glycerin can be  
 297 metabolized by the gastrointestinal tract into energy, or absorbed through the portal  
 298 vein and sent to the liver (DONKIN, 2008). Subsequently, propionate derived from  
 299 the biohydrogenation or glycerin absorbed by the ruminal epithelium is converted into  
 300 glucose (KIJORA et al. 1998).

301 Glycerin supplementation in the diet did not affect ( $P>0.05$ ) feed frequency (18  
 302 visits/day) for bulls finished in feed-lot (Table 5). At contrary, rumination frequency  
 303 was reduced linearly ( $P<0.01$ ) with the substitution of corn by glycerin. Others  
 304 activities frequencies showed a quadratic effect ( $P <0.01$ ) with the glycerin addition,  
 305 being 9.5% level glycerin showed higher frequency number (29 visits/day).

306 Glycerin inclusion in the diet of bulls reduced ( $P<0.01$ ) the time duration for feed  
 307 frequency, but had no effect ( $P>0.05$ ) on the time spent for rumination frequency.

308 However, the frequency duration for other activities increased linearly ( $P<0.01$ )  
 309 with glycerin inclusion.

310

311 Table 5. Glycerin levels on frequency and duration frequency per activity of Purunã  
 312 bulls finished in feed-lot

Item	Glycerin levels, % of DM				Regression equation <sup>5</sup>	SEM <sup>6</sup>	r <sup>2</sup>
	G00 <sup>1</sup>	G06 <sup>2</sup>	G12 <sup>3</sup>	G18 <sup>4</sup>			
FF <sup>7</sup> (visits/d)	17.55	18.62	18.42	18.07	$\hat{Y}=18.16$	0.35	-
RF <sup>8</sup> (visits/d)	17.47	16.85	15.70	14.55	$\hat{Y}=17.63 - 0.141x$	0.33	0.28
OAF <sup>9</sup> (visits/d)	27.47	30.02	28.17	27.15	$\hat{Y}=27.73+0.342x-0.01x^2$	0.36	0.17
FDF <sup>10</sup> (min)	12.48	11.52	11.07	9.85	$\hat{Y}=12.48 - 0.118x$	0.29	0.26
RDF <sup>11</sup> (min)	25.77	27.84	26.53	27.81	$\hat{Y}=26.99$	0.64	-
ODF <sup>12</sup> (min)	28.29	25.70	29.32	31.89	$\hat{Y}=26.63 + 0.206x$	0.58	0.19

313 <sup>1</sup>Diet without glycerin; <sup>2</sup>6% glycerin; <sup>3</sup>12% glycerin; <sup>4</sup>18% glycerin; <sup>5</sup>Effect of glycerin  
 314 level; <sup>6</sup>Standard error of mean; <sup>7</sup>Feeding frequency; <sup>8</sup>Rumination frequency; <sup>9</sup>Other  
 315 activities frequency; <sup>10</sup>Feeding duration frequency; <sup>11</sup>Rumination duration frequency;  
 316 <sup>12</sup>Others activities duration frequency.

317

318 Glycerin inclusion in the diets reduced the fibrous portion due to the substitution  
319 of corn by glycerin. Allowances energy requirements, either by ruminal fermentation  
320 or by hepatic metabolism of glycerin, allowed greater availability of cattle to perform  
321 other activities during the evaluation period. Thus, the frequency of reduced  
322 rumination is related to the rapid disappearance of glycerin in the gastro intestinal  
323 tract of ruminants and lower NDF content in bolus regurgitated food by animals  
324 (MISSIO et al., 2010).

325

## 326 **CONCLUSIONS**

327

328 Corn partial replacement by glycerin in the diets for bulls finished in feed-lot and  
329 fed with 53% corn silage and 47% concentrate can be an alternative due your  
330 availability on market and feed utilization for animals.

331

## 332 **ACKNOWLEDGEMENTS**

333

334 This work was supported by the Araucaria Foundation, State of Paraná funds and the  
335 Brazilian Council for Research and Technological Development (CNPq). The authors  
336 gratefully acknowledge Processing Inc. (BIOPAR, Paraná, Rolândia, Brazil South) for  
337 providing the glycerin used in this research. The mention of trade names or  
338 commercial products in this publication is solely for the purpose of providing specific  
339 information and does not imply recommendations or endorsement by the Department  
340 of Animal Science, Maringá State University, Paraná State, South Brazil.

341

## 342 **REFERENCES**

343

344 ALBRIGHT, J.L. Nutrition, feeding and calves: feeding behaviour of dairy cattle.  
345 **Journal of Dairy Science**, v. 76, p. 485-498, 1993.

346

347 AOAC. **Official Methods of Analysis**. 14th. Arlington, VA: Association of Official  
348 Analytical Chemists Inc., 1990.

349

- 350 BERGNER, H.; KIJORA, C.; CERESNAKOVA, Z.; SZAKACS, J. In vitro studies on  
351 glycerol transformation by rumen microorganisms. **Archiv für Tierernaehrung**, v. 48,  
352 n. 3, p. 245, 1995.
- 353
- 354 BÜRGER, P.J.; PEREIRA, J.C.; QUEIROZ, A.C.D.; SILVA, J.F.C.; VALADARES  
355 FILHO, S.C.; CECON, P.R.; CASALI, A.D.P. Comportamento ingestivo em bezerros  
356 holandeses alimentados com dietas contendo diferentes níveis de concentrado.  
357 **Revista Brasileira de Zootecnia**, v. 29, n. 1, p. 236-242, 2000.
- 358
- 359 CHUNG, Y. H.; RICO, D. E.; MARTINEZ, C. M.; CASSIDY, T. W.; NOIROT, V.;  
360 AMES, A.; VARGA, G. A. Effects of feeding dry glycerin to early postpartum Holstein  
361 dairy cows on lactational performance and metabolic profiles. **Journal of Dairy**  
362 **Science**, v. 90, n. 12, p. 5682-5691, 2007.
- 363
- 364 CIOMS/OMS. International Guiding Principles for Biomedical Research Involving  
365 Animals **Council for International Organizations of Medical Services**, WHO  
366 Distribution and sales service, 1211 Geneva 27, Switzerland, 1985.
- 367
- 368 DADO, R.G.; ALLEN, M.S. Intake limitations, feeding behavior, and rumen function of  
369 cows challenged with rumen fill from dietary or inert bulk. **Journal of Dairy Science**,  
370 v. 78, n. 1, p. 119-133, 1995.
- 371
- 372 DEFRAIN, J. M.; HIPPEN, A. R.; KALSCHEUR, K. F.; JARDON, P. W. Feeding  
373 Glycerol to Transition Dairy Cows: Effects on Blood Metabolites and Lactation  
374 Performance. **Journal of Dairy Science**, v. 87, n. 12, p. 4195-4206, 2004.
- 375
- 376 DONKIN, S.S. Glycerol from biodiesel production: the new corn for dairy cattle.  
377 **Revista Brasileira de Zootecnia**, v. 37, n. SPE, p. 280-286, 2008.
- 378
- 379 ELAM, N.A.; ENG, K.S.; BECHTEL, B.; HARRIS, J.M.; CROCKER, R. **Glycerol from**  
380 **Biodiesel Production: Considerations for feedlot diets**, 2008. p.
- 381
- 382 FARIAS, M.S.; PRADO, I.N.; VALERO, M.V.; ZAWADZKI, F.; SILVA, R.R.; EIRAS,  
383 C.E.; RIVAROLI, D.C.; LIMA, B.S. Níveis de glicerina para novilhas suplementadas

384 em pastagens: desempenho, ingestão, eficiência alimentar e digestibilidade.  
385 **Semina: Ciências Agrárias**, v. 33, n. 3, p. 1177-1188, 2012.

386  
387 FORBES, T.D.A. Researching the plant-animal interface: The investigation of  
388 ingestive behavior in grazing animal. **Journal of Animal Science**, v. 66, p. 2369-  
389 2379, 1988.

390  
391 FREITAS, L.S.; SILVA, J.H.S.; SEGABINAZZI, L.R.; SILVA, V.S.; FILHO, D.C.A.;  
392 BRONDANI, I.L. Substituição da silagem de milho por silagem de girassol na dieta  
393 de novilhos em confinamento: comportamento ingestivo. **Revista Brasileira de**  
394 **Zootecnia**, v. 39, n. 1, p. 225-232, 2010.

395  
396 KEARL, L.C. **Nutrient Requirements of Ruminants in Developing Countries.**  
397 International Feedstuffs Institute, Utah Agricultural Experiment Station, Utah State  
398 University, 1982. 382.

399  
400 KIJORA, C.; BERGNER, H.; GÖTZ, K.P.; BARTELT, J.; SZAKACS, J.; SOMMER, A.  
401 Research note: **Investigation on the metabolism of glycerol in the rumen of**  
402 **bulls**. 1998.

403  
404 MACH, N.; BACH, A.; DEVANT, M. Effects of crude glycerin supplementation on  
405 performance and meat quality of Holstein bulls fed high-concentrate diets. **Journal of**  
406 **Animal Science**, v. 87, n. 2, p. 632-638, 2009.

407  
408 MARQUES, J. A.; PINTO, A. P.; SANTOS, A. J. J.; NASCIMENTO, W. G. Intervalo  
409 de tempo entre observações para avaliação do comportamento ingestivo de  
410 tourinhos em confinamento. **Semina: Ciências Agrárias**, v. 29, n. 4, p. 955-960,  
411 2008.

412  
413 MENDES NETO, J.; CAMPOS, J.M.S.; VALADARES FILHO, S.C.; LANA, R.P.;  
414 QUEIROZ, A.C.; EUCLYDES, R.F. Comportamento ingestivo de novilhas leiteiras  
415 alimentadas com polpa cítrica em substituição ao feno de capim-tifton 85. **Revista**  
416 **Brasileira de Zootecnia**, v. 36, 2007.

417



418 MERTENS, D.R. Gravimetric determination of amylase-treated neutral detergent  
419 fiber in feeds with refluxing in beakers or crucibles: collaborative study. **Journal of**  
420 **AOAC International**, v. 85, n. 6, p. 1217-1240, 2002.

421

422 MISSIO, R.L.; BRONDANI, I.L.; ALVES FILHO, D.C.; SILVEIRA, M.F.; FREITAS,  
423 L.S.; RESTLE, J. Comportamento ingestivo de tourinhos terminados em  
424 confinamento, alimentados com diferentes níveis de concentrado na dieta. **Revista**  
425 **Brasileira de Zootecnia**, v. 39, n. 7, p. 1571-1578, 2010.

426

427 NRC. **Nutrient Requirements of Beef Cattle**. 7th ed. Natl. Acad. Press,  
428 Washington, DC., 2000.

429

430 OGBORN, K.L. **Effects of method of delivery of glycerol on performance and**  
431 **metabolism of dairy cows during the transition period**. 2006. Cornell University

432

433 PARSONS, G. L.; SHELOR, M. K.; DROUILLARD, J. S. Performance and carcass  
434 traits of finishing heifers fed crude glycerin. **Journal of Animal Science**, v. 87, n. 2,  
435 p. 653-657, February 1, 2009 2009.

436

437 RÉMOND, B.; SOUDAY, E.; JOUANY, J. P. In vitro and in vivo fermentation of  
438 glycerol by rumen microbes. **Animal Feed Science and Technology**, v. 41, n. 2, p.  
439 121-132, 1993.

440

441 SAS. **Institute Inc.**, SAS/STAT® 9. 1 User's Guide. SAS, Cary, NC. 2004.

442

443 SCHRÖDER, A.; SÜDEKUM, K.H. Glycerol as a by-product of biodiesel production in  
444 diets for ruminants. **Wratten, N., Salisbury, PA (Eds.), New Horizons for an Old**  
445 **Crop**. Proc. 10th Int. Rapeseed Congr., Canberra, Australia. Paper no. 241. The  
446 Regional Institute Ltd., Gosford, New South Wales, Australia, 1999.

447

448 SIGNORETTI, R.D.; SILVA, J.F.C.; VALADARES FILHO, S.C.; PEREIRA, J.C.;  
449 CECON, P.R.; QUEIROZ, A.C.; ARAUJO, G.G.L.; ASSIS, G.M.L. Consumo e  
450 digestibilidade aparente em bezerros da raça holandesa alimentados com dietas

451 contendo diferentes níveis de volumoso. **Revista Brasileira de Zootecnia**, v. 28, n.  
452 1, 1999.

453  
454 SILVA, R.R.; SILVA, F.F.; CARVALHO, G.G.P.; FRANCO, I.L.; VELOSO, C.M.;  
455 CHAVES, M.A.; BONOMO, P.; PRADO, I.N.; ALMEIDA, V.S. Comportamento  
456 ingestivo de novilhas mestiças de Holandês x Zebu confinadas. **Archivos de**  
457 **zootecnia**, v. 54, n. 205, p. 75-85, 2005.

458  
459  
460 SILVA, R.R.; SILVA, F.F.; PRADO, I.N.; CARVALHO, G.G.P.; FRANCO, I.L.F.;  
461 MENDES, F.B.L.; OLIVEIRA, A.P.; PINHEIRO, A.A. Metodologia para o estudo do  
462 comportamento de bezerros confinados na fase pós-aleitamento. **Archivos**  
463 **Latinoamericanos de Producción Animal**, v. 42, p. 135-138, 2006.

464  
465 SNIFFEN, C. J.; O'CONNOR, J. D.; VAN SOEST, P. J.; FOX, D. G.; RUSSELL, J. B.  
466 A net carbohydrate and protein system for evaluating cattle diets: II. Carbohydrate  
467 and protein availability. **Journal of Animal Science**, v. 70, n. 11, p. 3562-77, 1992.

468  
469 SOUZA, S.; ÍTAVO, L.C.V.; RÍMOLI, J.; ÍTAVO, C.; DIAS, A.M. Comportamento  
470 ingestivo diurno de bovinos em confinamento e em pastagens. **Archivos de**  
471 **zootecnia**, v. 56, n. 213, p. 67-70, 2007.

472  
473 TRABUE, S.; SCOGGIN, K.; TJANDRAKUSUMA, S.; RASMUSSEN, M.A.; REILLY,  
474 P.J. Ruminal fermentation of propylene glycol and glycerol. **Journal of agricultural**  
475 **and food chemistry**, v. 55, n. 17, p. 7043-7051, 2007.

476  
477 VAN SOEST, P. J.; ROBERTSON, J. B.; LEWIS, B. A. Methods for dietary fiber,  
478 neutral detergent fiber, and nonstarch polysaccharides in relation to animal nutrition.  
479 **Journal of Dairy Science**, v. 74, n. 10, p. 3583-3597, 1991.

480  
481 VAN SOEST, P.J. Nutritional ecology of the ruminant. 2.ed. **Ithaca: Cornell**  
482 **University Press**, p. 476, 1994.

483

## **CAPÍTULO 3**

### **GLYCERINE LEVELS IN THE DIETS OF CROSSBRED BULLS FINISHED IN FEEDLOT: CARCASS CHARACTERISTICS AND MEAT QUALITY<sup>1</sup>**

<sup>1</sup>Artigo submetido ao comitê editorial do periódico científico Meat Science.

1 GLYCERINE LEVELS IN THE DIETS OF CROSSBRED BULLS FINISHED IN  
2 FEEDLOT: CARCASS CHARACTERISTICS AND MEAT QUALITY

3  
4 Carlos Emanuel Eiras<sup>a</sup>, Jair de Araújo Marques<sup>b†</sup>, Rodolpho Martin do Prado<sup>a</sup>,  
5 Maribel Velandia Valero<sup>a</sup>, Elton Guntendorfer Bonafé<sup>c</sup>, Fernando Zawadzki<sup>c</sup>,  
6 Daniel Perotto<sup>d</sup>, Ivanor Nunes do Prado<sup>e\*</sup>

7  
8 <sup>a</sup>Post-Graduate student – Federal University Recôncavo of Bahia – Fellowship of  
9 CAPES.

10 <sup>b</sup>Ph.D. Professor – Federal University Recôncavo of Bahia, Brazil. <sup>†</sup>In memoriam.

11 <sup>c</sup>Ph.D.Post-Doc – Department of Animal Science – State University of Maringá –  
12 CNPq fellowship, Brazil.

13 <sup>d</sup>Ph.D.– Department of Animal Science – Agronomic Institute of Paraná, Curitiba,  
14 PR, Brazil.

15 <sup>e</sup>Ph.D. Professor – Department of Animal Science – State University of Maringá –  
16 CNPq 1A – fellowship, Brazil.

17 \*Corresponding Author: Ivanor N. Prado. Tel: +55-44-3011-8931, FAX: +55-44-  
18 3011-8977, e-mail: inprado@uem.br

19  
20 **ABSTRACT**

21 The effect of corn replacement by different glycerine levels on carcass  
22 characteristics and meat quality of 40 young Purunã bulls, weighing 209 ± 33.3 kg  
23 and 8 + 0.9 months old, finished in feedlot, is analyzed. The diets were G00:  
24 without glycerine; G06: 6% glycerine; G12: 12% glycerine; G18: 18% glycerine in  
25 the diets. Hot weight, dressing, conformation and length carcass, leg length and  
26 cushion thickness were not modified by different glycerine levels in the diets.  
27 Glycerine in the diets did not affect fat thickness, Longissimus muscle area,  
28 marbling and texture. Muscle (69.4%), fat (18.4%) and bone (12.1%) were not  
29 influenced by glycerine levels in the diets. No changes in lightness (L), redness  
30 (a\*) and yellowness (b\*) on LM occurred when glycerine was included at 0, 6, 12  
31 or 18% in the diet. There was no difference in moisture, ashes, crude protein and  
32 total lipids for different glycerine levels on LM and in most fatty acids in the LM.

33  
34 **Keywords:** Carcass characteristics, cattle, glycerine, meat quality

## 35 **1. Introduction**

36 The rapid expansion of the biodiesel industry over the past decade have  
37 increased glycerine availability (FAPRI, 2013). In 2011, the glycerine refining  
38 market produced about 2 billion kg of refined glycerine worldwide, and the  
39 Brazilian market produced approximately 2.6 million kg (FAPRI, 2013). Increasing  
40 availability of glycerine drove prices downward and provided glycerine excess  
41 which may be used for other purposes such as animal feed (Donkin, Koser, White,  
42 Doane & Cecava, 2009; Farias et al., 2012; Françoço et al., 2013).

43 Glycerol is thought to have gluconeogenic properties (Donkin et al., 2009),  
44 metabolized by ruminal microorganism's (Abo El-Nor, AbuGhazaleh, Potu,  
45 Hastings & Khattab, 2010) and could potentially improve carcass and meat quality  
46 grades (Elam, Eng, Bechtel, Harris & Crocker, 2008). In this study, as hypothesis  
47 was forwarded that glycerine supplementation increase lipogenesis and improves  
48 marbling and subcutaneous fat. Previous studies reported reduction of acetate to  
49 propionate ratio in the rumen, mainly resulting from an increase in rumen molar  
50 proportions of propionate, which is a glucose precursor (Kijora et al., 1998;  
51 Rémond, Souday & Jouany, 1993). Further, glycerine might be converted to  
52 glucose in the liver of cattle. Thus, it was expected that glucose supply would  
53 increase in bulls supplemented with glycerine, fostering a rise lipogenesis.  
54 However, others studies noted linear decreases in marbling scores when glycerine  
55 was included in the diets of cattle (Parsons, Shelor & Drouillard, 2009), which  
56 could influence in marbling scores and result in a linear tendency to decrease the  
57 percentage in the grading scale of carcasses. Likewise some studies (Purchas,  
58 Burnham & Morris, 2002) have associated tenderness with intramuscular fat  
59 content that could influence in the meat quality.

60 Current study determines the effects of different glycerine levels as an  
61 energy source on the carcass characteristics and meat quality of Purunã bulls  
62 finished in feedlot.

63

## 64 **2. Materials and methods**

65

### 66 *2.1. Animals, housing and diets*

67 The experiment, approved by the Department of Animal Production of the  
68 State University of Maringá (CIOMS/OMS, 1985) was conducted at the

69 Experimental Station of the Paraná Agronomic Institute (IAPAR) in Ponta Grossa  
70 city, Paraná State, Brazil South.

71 Forty Purunã bulls ( $\frac{1}{4}$  Aberdeen Angus +  $\frac{1}{4}$  Caracu +  $\frac{1}{4}$  Charolais +  $\frac{1}{4}$   
72 Canchim) were used in a complete randomised design. Bulls were weighted and  
73 distributed into groups, with four diets and ten replications per group. They were  
74 allocated into individual pens (8 m<sup>2</sup> for each animal) in a feedlot system. After an  
75 11-day diet adaptation period, the bulls were weighed, featuring an average initial  
76 BW of  $209 \pm 33.3$  kg and average age of  $8 + 0.9$  months. The bulls' BW and intake  
77 of concentrate and corn silage were recorded monthly until day 229 of the  
78 experiment when the bulls reached a final BW of  $472 \pm 57.3$  kg.

79 The glycerine, produced in a soya-diesel facility (BIOPAR, Rolândia,  
80 Paraná, Brazil) was used as an energetic ingredient (Table1). For four iso-  
81 energetic diets, increase in glycerine level was mainly counterbalanced by a  
82 decrease in corn grain contents (Table 2). All diets were formulated as iso-  
83 nitrogenous.

84 The bulls were randomly assigned to one of the four diets containing 0, 6,  
85 12 and 18% glycerine in DM basis of diets, which represented 18.3; 38.5; and  
86 61.3% of corn replacing. The bulls were fed ad libitum on concentrate and corn  
87 silage in separate troughs, twice a day (08:00 and 15:00 h). The diets were  
88 weighed daily, so that the refusals represented 5% of the total. The concentrate  
89 intake was fixed in 1.2% of BW and adjusted every 28days. The diet formulation  
90 and quantity supplied were designed to provide a weight gain of 1.2 kg/day,  
91 according to NRC (2000) recommendations.

92

## 93 *2.2. Nutrients and diets analyses*

94 Dry matter contents of the ingredients (silage, concentrate mix) were  
95 determined by oven-drying at 65°C for 24 h (Table 3). Analytical DM content of  
96 oven-dried samples was determined by drying at 135 °C for 3 h by method 930.15  
97 (AOAC, 1990). The OM content was calculated as the difference between DM and  
98 ash contents, with ash determined by combustion at 550°C for 5 h (AOAC, 1990).  
99 The NDF and ADF contents were determined by methods described by (Mertens,  
100 2002). Nitrogen content in the samples was determined by method 976.05 (AOAC,  
101 1990). Total carbohydrates (TC) were obtained by the equation of Sniffen,  
102 O'Connor, Van Soest, Fox and Russell (1992):  $TC = 100 - (\%CP + \%EE + \%Ash)$ .

103 Non-fiber carbohydrates (NFC) were determined by the difference between TC  
104 and NDF. Total digestible nutrient (TDN) content of diets was obtained by the  
105 methodology described by Kearl (1982). Samples were analyzed at the Laboratory  
106 of Feed Analyses and Animal Nutrition of the State University of Maringá.

107

### 108 2.3. Carcass characteristics measurements

109 Bulls were slaughtered according to industrial practices in Brazil at a  
110 commercial slaughterhouse from 10 km distance from the Ponta Grossa Research  
111 Farm. The carcasses were then identified and chilled for 24 h at 4°C. After chilling,  
112 the right part of the carcass was used to determine quantitative characteristics.

113 Hot carcass weight (HCW) was determined soon after slaughter and prior to  
114 carcass chilling.

115 Hot carcass dressing (HCD): the percentage of individual animal dressing  
116 was defined by the ratio HCW:live weight.

117 Carcass conformation (CONF): Muscle development was determined after  
118 excluding fat thickness where the highest value indicated the best conformation  
119 (Müller, 1980). CONF may be superior, very good, good, regular, poor, or inferior;  
120 ratings may also be reported as plus, average and minus.

121 Carcass length (CAL) was measured from the skull board to the pubic bone  
122 on the anterior side of the first rib.

123 Leg length (LEL) was evaluated with a wooden compass with metallic  
124 edges that measured the distance from the anterior border of the pubis bone to a  
125 middle point on the tarsus bone.

126 Cushion thickness (CUT): Cushion thickness was determined with a  
127 wooden compass with metallic edges that measured the distance between the  
128 lateral face and the median at the superior part of the cushion. The cushion is the  
129 flat muscle (*Biceps femoris*).

130 Fat thickness (FAT) was measured by a calliper averaging three points  
131 between the 12th and 13th ribs over the LM.

132 Longissimus muscle area (LMA): The right part of the carcass was  
133 measured after a cross-section cut was made between the 12th and 13th ribs  
134 using a compensating planimeter that measured the areas of irregular shaped  
135 objects.

136 Longissimus muscle area/100kg carcass (LMC): LMC percentage was  
137 defined by the ratio LMA:HCW, multiplied by 100.

138 Marbling (MAR): was measured in the LM between the 12th and 13th ribs,  
139 following scores described by Müller (1980).

140 Texture (TEX): was determined by fascicle size (muscular “grain” size) and  
141 evaluated subjectively on a point scale (Müller, 1980).

142 Colour (COL): the muscle colour was analysed after a 24-hour carcass  
143 chilling. Coloration was evaluated according to a point scale 30 minutes after a  
144 cross-sectional cut was made on the Longissimus between the 12th and 13th ribs  
145 (Müller, 1980).

146 Hydrogen potential (pH): Meat pH was measured before and after chilling  
147 using a pH Meter Text Model (Tradelab, Contagem MG Brazil), following LANARA  
148 (1981).

149 Percentage of carcass muscle (MP), fat (FP) and bone (BP): Muscle, fat  
150 and bone were physically separated from the Longissimus section, which  
151 corresponds to the 10th, 11th and 12th ribs, and individually weighed according to  
152 Hankins and Howe (1946) as follows:

153  $\% M = 6.292 + 0.910 X1$

154  $\% F = 1.526 + 0.913 X2$

155  $\% B = 2.117 + 0.860 X3$

156 in which X1, X2 and X3 represent muscle, fat and bone percentages,  
157 respectively.

158 Colour (Col) was measured on LM samples, removed 48 hours post  
159 mortem, with a Minolta Chroma Meter CR-310 (Osaka, Japan), calibrated against  
160 a white tile ( $L^* = 92.30$ ,  $a^* = 0.32$  and  $b^* = 0.33$ ). Samples were allowed to bloom  
161 for 1 hour at 4°C prior to measurements. The parameters  $L^*$ ,  $a^*$  and  $b^*$ ,  
162 representing lightness, redness and yellowness, were measured at five sites of  
163 each LM, and the average was presented. Samples of muscle Longissimus were  
164 then frozen at -20°C for further analyses.

165

#### 166 *2.4. Meat characteristics and sensory analyses*

167 Analyses on the Longissimus were carried out two months after sampling.  
168 Thawing loss was determined by water loss. Samples were weighed after thawing



169 at  $2 \pm 2^{\circ}\text{C}$ ; 24 hours later thawing loss was determined. Thawing loss is the ratio of  
170 sample weight before and after being frozen, multiplied by 100.

171 Muscle samples were weighed (initial weight), separated in individual  
172 standardized slices 50 mm thick, placed in an electric oven and cooked at a  
173 defined internal temperature ( $72^{\circ}\text{C}$ ). When the endpo int temperature was reached,  
174 the samples were removed from the electric oven and kept at room conditions until  
175 equilibrated. The meat was then removed from the plates and weighed. Sensory  
176 analysis of meat was performed by a trained panel of 10 judges selected from  
177 student and staff members of the Agronomic Institute of Paraná (IAPAR), taking  
178 into account their habits, acquaintance with the material to be analysed, sensitivity  
179 and ability to judge. Panellists were trained to detect tenderness, juiciness and  
180 flavour by triangular discrimination tests. Meat samples were evaluated by a  
181 descriptive test, according to the methods by ABNT-NBR 14141for tenderness (7  
182 = extremely soft; 1 = extremely firm), juiciness (7 = extremely juicy; 1 = extremely  
183 dry) and flavour (7 = palatable; 1 = unpalatable) using a seven-point hedonic scale  
184 (ABNT, 1998). Each attribute was discussed and tests were initiated after  
185 panellists were familiarized with the scales. Meat samples of the four treatments  
186 (G00, G06; G12 and G18%) were grilled and kept at  $65^{\circ}\text{C}$  until analysis. Samples  
187 were served randomly at approximately  $60^{\circ}\text{C}$ . Each pa nellist evaluated two  
188 samples per treatment. Unsalted crackers and water at room temperature were  
189 provided to clean the palate between sample intakes. The tests were carried out  
190 between 9 – 11h am.

191

## 192 2.5. Chemical composition

193 The samples were ground, homogenised and analysed in triplicate. Beef  
194 moisture and ash contents were determined according to AOAC (1990).Crude  
195 protein content was obtained through the Kjeldahl method(AOAC, 1990). Total  
196 lipids were extracted using the Bligh and Dyer (1959) method with a  
197 chloroform/methanol mixture. Fatty acid methyl esters (FAMES) were prepared by  
198 triacylglycerine methylation according to ISO (1978) method. FAMES were  
199 analysed in a gas chromatograph (Varian, USA), equipped with a flame ionisation  
200 detector and a fused silica capillary column CP-7420 (100 m, 0.25 mm and 0.39  
201  $\mu\text{m}.\text{d}.$ , Varian, USA) Select Fame. The column temperature was programmed at  
202  $165^{\circ}\text{C}$  for 18 minutes,  $180^{\circ}\text{C}$  ( $30^{\circ}\text{C min}^{-1}$ ) for 22 minutes, and  $240^{\circ}\text{C}$  ( $15^{\circ}\text{C min}^{-1}$ )

203 for 30 minutes with 45-psi pressure. The injector and detector were kept at 220°C  
204 and 245°C, respectively. Gas fluxes (White Martins) comprised 1.4 mL min<sup>-1</sup> for  
205 carrier gas (H<sub>2</sub>); 30 ml min<sup>-1</sup> for make-up gas (N<sub>2</sub>); and 30 mL min<sup>-1</sup> and 300 mL  
206 min<sup>-1</sup> for H<sub>2</sub> and synthetic flame gas, respectively. The sample injection split mode  
207 was 1/80. Fatty acids were identified by comparing the relative retention time of  
208 FAME peaks of the samples with fatty acids methyl ester standards from Sigma  
209 (USA) by spiking samples with the standard. The peak areas were determined by  
210 Star software (Varian). Data were expressed as percentages of the normalised  
211 area of fatty acids.

212

### 213 2.6. Statistical analysis

214 The experimental design was completely randomized with four treatments  
215 and ten replications. All characteristics under study were tested for normality.  
216 Those that showed normal distribution were analyzed by the regression equations  
217 using PROC REG procedure:

$$218 \quad Y_{ijk} = \beta_0 + \beta_1 X_i + \beta_2 X_i^2 + \alpha_{ijk} + \epsilon_{ijk},$$

219 where:

220  $Y_{ijk}$  = dependent variables (glycerine levels);

221  $\beta$ 's = regression coefficient;

222  $X_{ijk}$  = independent variables;

223  $\alpha_{ijk}$  = regression deviations;

224  $\epsilon_{ijk}$  = residual error.

225 The characteristics that did not show normal distribution were analyzed by  
226 the generalized linear model method (Nelder & Wedderburn, 1972), according to  
227 GENMOD procedure. All the statically analysis were performed by SAS (2004).

228

## 229 3. Results

230 Hot weight and dressing carcass were similar ( $P > 0.05$ ) in all diets (Table 4).  
231 Carcass conformation did not change ( $P > 0.05$ ) when glycerine was added to the  
232 diets. Glycerine which replaced corn as energy source in the diets for bulls in  
233 feedlot did not affect ( $P > 0.05$ ) the carcass length, leg length, cushion and fat  
234 thickness. Average for Longissimus muscle (LM) area and LM area/100 kg  
235 carcass was similar ( $P > 0.05$ ) when glycerine was fed to Purunã bulls. No  
236 difference ( $P > 0.05$ ) was reported in marbling and texture when corn was replaced

237 by glycerine in the diets of bulls finished in feedlot. LM color was not affected  
238 ( $P>0.05$ ) by glycerine level. Muscle, fat and bone were not influenced ( $P>0.05$ ) by  
239 glycerine levels in the diets.

240 No changes ( $P>0.05$ ) in lightness (L), redness ( $a^*$ ), yellowness ( $b^*$ ) on LM  
241 occurred when glycerine was included at 0, 6, 12 or 18% in the diet (Table 5). The  
242 LM sensory characteristics did not show any difference ( $P>0.05$ ) at different  
243 glycerine levels in the diets (Table 6). There was no difference ( $P>0.05$ ) with regard  
244 to moisture, ashes, crude protein and total lipids in different glycerine levels on LM  
245 (Table 7).

246 There was no difference ( $P>0.05$ ) in most fatty acids in the LM (Table 8).  
247 Fatty acids, such as myristic acid (14:0) and palmitic acid (16:0), were lower  
248 ( $P<0.05$ ) on LM of bulls fed on a diet supplemented with glycerine. Fatty acid  
249 levels of cis-vaccenic acid (18:1 n-7), linolenic acid (18:2 n-6),  $\alpha$ -linolenic acid  
250 (18:3 n-3), arachidonic acid (20:4 n-6), eicosapentanoic acid (20:5 n-3) and  
251 docosahexanoic acid (22:6 n-3) increase ( $P<0.05$ ) LM of bulls fed on diets with  
252 glycerine. However, the trans-vaccenic acid presented a quadratic effect ( $P<0.05$ )  
253 with glycerine levels.

254 Unsaturated fatty acids were higher ( $P<0.05$ ) in bulls fed on diet with  
255 glycerine. The mono-unsaturated (MUFA) and poly-unsaturated (PUFA) fatty acids  
256 increase ( $P<0.05$ ) in muscles of bulls fed on diets with glycerine. On the other  
257 hand, saturated fatty acids (SFA), fatty acids n-6 and n-3, PUFA:SFA and n-6:n-3  
258 decrease ( $P<0.05$ ) with glycerine levels (Table 9). The sum of n-6 and n-3 were  
259 higher ( $P<0.05$ ) in bulls fed on diets with glycerine. Difference was reported  
260 ( $P<0.05$ ) with PUFA:SFA ratio among diets, with a 55.5% increase in bulls fed on  
261 several glycerine levels. On the other hand, n6:n3 ratio decreases ( $P<0.05$ ) in  
262 diets with glycerine.

263

#### 264 **4. Discussion**

265 Weight and carcass dressing were 258 kg and 54.7%, respectively, and  
266 values may be considered normal to meet the standards of Brazilian markets  
267 (Rotta et al., 2009). In general, Purunã bulls finished in feedlot and slaughtered at  
268 a similar age had weight and carcass dressing rates close to results in current  
269 experiment (Ito et al., 2010; Prado et al., 2009; Rotta et al., 2009).

270 Carcass conformation was considered very good (13.4 points) for all  
271 treatments. According to Müller (1980), score may be considered adequate to  
272 meet the standards of Brazilian markets (Rotta et al., 2009). This fact has been  
273 corroborated by Mach, Bach and Devant (2009) who reported that bulls fed on a  
274 diet with glycerine (4, 8 and 12%) had a 63% satisfactory conformation carcass.

275 The carcass length, leg length and cushion thickness rates were close to  
276 those found by other researchers (Maggioni et al., 2010; Prado et al., 2008; Rotta  
277 et al., 2009) when they evaluated carcass characteristics of bull breed (*Bos taurus*  
278 *taurus vs. Bos Taurus indicus*).

279 Fat thickness (4.49 mm) in the bulls complies with the guidelines of the  
280 Brazilian market, which requires the carcass to have between 3 and 6 mm of fat  
281 thickness. In similar experimental conditions (Prado et al., 2012; Prado et al.,  
282 2009; Rotta et al., 2009) reported similar fat thickness data when bulls were fed on  
283 high-concentrate diets and finished in feedlots.

284 Since the LM area showed carcass muscle development, the hot carcass  
285 weight and the carcass's comestible portion were directly correlated, with higher  
286 weights in commercial cuts. On the other hand, Parsons et al. (2009) observed a  
287 linear reduction in the LM area when increasing amounts of glycerine were  
288 provided.

289 Marbling was classified as "light" or "small" (6.45 points). Although medium  
290 marbling is well accepted within the home market, beef should feature more  
291 accentuated marbling to be acceptable in foreign markets. Parsons et al. (2009)  
292 observed that the inclusion of glycerine (16%) in the diets for heifers decreased  
293 marbling scores. Texture was classified by granulation on the LM surface, with  
294 4.49 points, which might be defined as "thin" or "very thin".

295 According to Mancini and Hunt (2005), meat color is an important  
296 commercial characteristic that influences consumer behavior. Color was  
297 considered good (3.68 points), according to classification by Müller (1980), ranging  
298 between "red" and "slightly dark red". Adequate nutrition and low age may have  
299 affected meat color (Renerre & Labas, 1987).

300 The glycerine which replaced corn allowed adequate muscle growth, with  
301 no differences in the treatments. In this study, muscle (69.4%), fat (18.5%) and  
302 bone (12.1%) percentages on LM corroborated rates in other studies performed by  
303 the same researchers in conditions close to current study (Rotta et al., 2009).

304 Lightness was influenced by the amount of water on the meat surface and  
305 was a consequence of water retention capacity (Pearce, Rosenvold, Andersen &  
306 Hopkins, 2011). Therefore, LM water loss was not affected by diet when glycerine  
307 levels supplemented the diets. Françaço et al. (2013) corroborated the above and  
308 failed to report any difference on LM water loss in bulls fed on crude glycerine-  
309 supplemented diets (0; 5 and 12%). Lightness, redness, yellowness on LM were  
310 normal for bulls finished in feedlot (Page, Wulf & Schwotzer, 2001).

311 The results for tenderness (6.52 points), juiciness (6.16 points) and flavor  
312 (6.49 points) were considered very good (Lepetit, 2008). Tenderness has been  
313 associated with intramuscular fat content (Purchas et al., 2002), even though,  
314 according to Mach et al. (2009), crude glycerine did not affect tenderness.  
315 Tenderness, juiciness and flavor observed in the experiment should result in high  
316 consumer acceptance (Hocquette et al., 2012). Consumers did not detect  
317 differences in meat acceptability among diets. Indeed, meat acceptability may be  
318 altered by fat levels and fatty acids composition (Wood et al., 2008). However, in  
319 this study, fat level on the 12th rib and intramuscular fatty acid composition were  
320 similar in the treatments. The overall acceptability rates of meat were high (above  
321 6.3), with mid-scale at 3.5. As a rule, good quality meat has a rate above 5.0  
322 (Campo, Sañudo, Panea, Alberti & Santolaria, 1999). Tenderness is one of the  
323 most important criteria for beef quality and consumers are ready to pay a higher  
324 price once they are assured that the beef is tender (Boleman et al., 1997). The  
325 differences in meat tenderness might be due to the quantity, solubility and space  
326 organization of collagen, fatness and calpain and calpastatin activity. In fact,  
327 studies by Shackelford, Wheeler and Koohmaraie (1997) and Wulf, O'Connor,  
328 Tatum and Smith (1997) suggested that difference in beef tenderness was  
329 associated with the variation in the rate and extent of muscle proteolysis that  
330 occurs during postmortem storage of fresh beef.

331 Mean moisture, ashes, crude protein and total lipids rates were 74.1%,  
332 1.04%, 21.3% and 2.04%, respectively. These results were similar to those  
333 obtained by other researchers (Aricetti et al., 2008; Maggioni et al., 2010; Rotta et  
334 al., 2009) who studied the chemical composition of different genetic groups of bulls  
335 finished in feedlot. However, Françaço et al. (2013) reported total lipids decrease  
336 of LM in bulls receiving glycerine levels (0. 5 and 12%). It was expected that, due  
337 a rise in blood insulin concentrations and lipogenesis, glucose supply

338 supplemented with glycerine would increase total lipids in bulls (Parsons et al.,  
339 2009). In fact, glycerine would increase the tenderness, juiciness and flavor of  
340 meat of bulls fed on diet supplemented with glycerine (Parsons et al., 2009).

341 These saturated hypercholesterolemic fatty acids (14:0 and 16:0) are  
342 responsible for heart disease owing to an increase in the quantity of low density  
343 lipoproteins – LDL (Scollan et al., 2006). Furthermore, glycerine reduction in  
344 myristic acid (23.9%) and palmitic acid (9.6%) could be beneficial to human health  
345 (Webb & O'Neill, 2008).

346 Cis- and trans-vaccenic fatty acids were modified by glycerine in the diets.  
347 Cis-vaccenic fatty acid had a positive linear tendency with level glycerine when  
348 replacing corn, with an increase of 24.8% in the muscles of bulls fed on a diet with  
349 glycerine. However, trans-vaccenic acid fatty presented quadratic effect with  
350 glycerine levels at a maximum of 10.5% glycerine in the diet. This fatty acid is an  
351 important intermediate factor produced by microorganisms in the rumen.  
352 According to Scollan et al. (2006), these acids may be transformed into conjugate  
353 linoleic acid (18:2 c-9, t-11) and later in tissues of ruminants.

354 Fatty linoleic acid increased (25.6%) with glycerine levels. The high  
355 presence of this fatty acid in the Longissimus muscle of cattle might be related to  
356 the imbalance of n-6/n-3 ratio (Rotta et al., 2009). However, increase to  $\alpha$ -linolenic  
357 acid (23.5%) would reduce the n-6/n-3 ratio, above its capacity to form other  
358 important fatty acids (Wood et al., 2004). The above-mentioned fatty acids are  
359 considered essential since most adipose deposits in animal tissues are  
360 synthesized by lipogenesis. This is due to the fact that ruminant diets are poor in  
361 fat components and elongated fatty acids are important due to their capacity to  
362 form other important fatty acids (Wood et al., 2004), partly explained by the bio-  
363 hydrogenation that occurs in the rumen (Tamminga & Doreau, 1991).

364 Likewise, fatty acids, namely, arachidonic (20:4 n-6), eicosapentanoic (20:5  
365 n-3) and docosahexanoic acid (22:6 n-3) decrease cardiovascular diseases risk in  
366 humans due to high production of eicosanoids compounds (Wood et al., 2008).  
367 Thus, elongated fatty acids reductions (78.5, 50.0 and 47.4%, respectively) are an  
368 asset to human health.

369 Saturated fatty acids (SFA) represented approximately 46.5% of total fatty  
370 acid composition of Longissimus muscle of bulls fed with glycerine and finished in  
371 feedlot. SFA concentration was lower (9.65%) with glycerine levels in the diets. In

372 fact, SFA of the Longissimus muscle of bulls fed with glycerine was lower than that  
373 evaluated in bulls from different crossbreeding systems finished in feedlot.

374 Mono-unsaturated and the poly-unsaturated fatty acids increased 7.74%  
375 and 31.9%, respectively. The values were higher than those reported by Françaço  
376 et al. (2013) when the authors evaluated beef cattle Nellore fed on diets containing  
377 glycerine (0, 5 and 12%).

378 The concentration of the sum n-6 fatty acid increased 27.6% because of  
379 glycerine levels, which corroborated results by Rotta et al. (2009) who affirmed  
380 that percentage ranged between 3.5 and 9.3%. Likewise, n-3 fatty acids presented  
381 an increase of 44.9% in treatments with glycerine. The Longissimus muscle of  
382 bulls fed on glycerine presented higher values when compared with results by  
383 other authors.

384 Glycerine has higher PUFA:SFA ratio than rates found in current study  
385 which are below the recommend rate (PUFA:SFA: 0.45, n6:n3: 4;0) by the HMSO  
386 (1994), considered to be beneficial to human health. Low ratios may be explained  
387 by the biohydrogenation process undergone by dietary unsaturated fatty acids in  
388 the rumen by microorganisms. In fact, glycerine quality (medium purity) could be  
389 more metabolized when compared to crude glycerine. Françaço et al. (2013)  
390 observed high rates of n6:n3 ratio (2.63, 2.70 and 2.61%) which evaluated beef  
391 cattle Nellore fed on diets with glycerine (0, 5 and 12%, respectively) in feedlot.

392

## 393 **5. Conclusion**

394 Results from current study demonstrated that diet with up to 18% glycerine  
395 might be fed to finishing bulls with no effect on carcass characteristics and meat  
396 quality, albeit with only slight effects in fatty acid. The effects of glycerine on fatty  
397 acid profiles of the LM might require further research. Glycerine is a viable source  
398 of dietary energy, well utilized by bulls, and which could replace corn successfully.

399

## 400 **Acknowledgements**

401 Current project was funded by the Araucaria Foundation, fund of the state  
402 of Paraná and the Brazilian Council for Research and Technological Development  
403 (CNPq). The authors would like to thank Processing Inc. (BIOPAR, Rolândia city,  
404 Paraná State, Brazil South) for providing the glycerine used in the research. Trade  
405 names or commercial products in this publication are mentioned solely for the

406 purpose of providing specific information and do not imply recommendations or  
407 endorsement by the Department of Animal Science, State University of Maringá,  
408 Maringá, Paraná, Brazil.

409

#### 410 **References**

411 ABNT. (1998). Associação Brasileira de Normas Técnicas - NBR 14141. Rio de  
412 Janeiro, RJ, BR: Associação Brasileira de Normas Técnicas.

413 Abo El-Nor, S., AbuGhazaleh, A. A., Potu, R. B., Hastings, D., & Khattab, M. S. A.  
414 (2010). Effects of differing levels of glycerol on rumen fermentation and  
415 bacteria. *Animal Feed Science and Technology*, 162(3), 99-105.

416 AOAC. (1990). Association of Official Analytical Chemists (16th ed.). Arlington,  
417 VA, USA: Association of Official Analytical Chemists.

418 Aricetti, J. A., Rotta, P. P., Prado, R. M., Perotto, D., Moletta, J. L., Matsushita, M.,  
419 & Prado, I. N. (2008). Carcass characteristics, chemical composition and  
420 fatty acid profile of Longissimus muscle of bulls and steers finished in a  
421 pasture system. *Asian-Australasian Journal of Animal Science*, 21(10), 1441-  
422 1448.

423 Bligh, E. G., & Dyer, W. J. (1959). A rapid method of total lipid extraction and  
424 purification. *Canadian Journal Biochemistry and Physiology*, 37(8), 911-917.

425 Boleman, S. J., Boleman, S. L., Miller, R. K., Taylor, J. F., Cross, H. R., Wheeler,  
426 T. L., Koohmaraie, M., Shackelford, S. D., Miller, M. F., West, R. L., Johnson,  
427 D. D., & Savell, J. W. (1997). Consumer evaluation of beef of known  
428 categories of tenderness. *Journal of Animal Science*, 75(6), 1521-1524.

429 Campo, M. M., Sañudo, C., Panea, B., Alberti, P., & Santolaria, P. (1999). Breed  
430 type and ageing time effects on sensory characteristics of beef strip loin  
431 steaks. *Meat Science*, 51(4), 383-390.

432 CIOMS/OMS. (1985). Council for International Organizations of Medical Services -  
433 International Guiding Principles for Biomedical Research Involving Animals  
434 (1st ed.). Geneva, Switzerland: ERIC Clearinghouse.

435 Donkin, S. S., Koser, S. L., White, H. M., Doane, P. H., & Cecava, M. J. (2009).  
436 Feeding value of glycerol as a replacement for corn grain in rations fed to  
437 lactating dairy cows. *Journal of dairy science*, 92(10), 5111-5119.



- 438 Elam, N. A., Eng, K. S., Bechtel, B., Harris, J. M., & Crocker, R. (2008). Glycerol  
439 from Biodiesel Production: considerations for feedlot diets. In Proceedings of  
440 the Southwest Nutrition Conference (Vol. 1, pp. 1-13).
- 441 FAPRI. (2013). Food and Agricultural Policy Research Institute. Ames, IA, USA:  
442 Iowa State University and University of Missouri-Columbia  
443 <http://www.fapri.iastate.edu/tools/outlook.aspx>
- 444 Farias, M. S., Prado, I. N., Valero, M. V., Zawadzki, F., Silva, R. R., Eiras, C. E.,  
445 Rivaroli, D. C., & Lima, B. S. (2012). Níveis de glicerina para novilhas  
446 suplementadas em pastagens: desempenho, ingestão, eficiência alimentar e  
447 digestibilidade. *Semina-Ciências Agrárias*, 33(3), 1177-1188.
- 448 Françoço, M. C., Prado, I. N., Cecato, U., Valero, M. V., Zawadzki, F., Ribeiro, O.  
449 L., Prado, R. M., & Visentainer, J. V. (2013). Growth performance, carcass  
450 characteristics and meat quality of finishing bulls fed crude glycerine-  
451 supplemented diets. *Brazilian Archives of Biology and Technology*, 56(2), in  
452 press.
- 453 Hankins, O. G., & Howe, P. E. (1946). Estimation of the composition of beef  
454 carcasses and cuts. USDA technical bulletin, 926.
- 455 HMSO. (1994). England Department of Health Nutritional. Aspects of  
456 cardiovascular disease. Report on Health and Social Subjects, 46, 37-46.
- 457 Hocquette, J. F., Botreau, R., Picard, B., Jacquet, A., Pethick, D. W., & Scollan, N.  
458 D. (2012). Opportunities for predicting and manipulating beef quality. *Meat  
459 Science*, 92(3), 197-209.
- 460 ISO. (1978). Animal and Vegetable Fats and Oils – Preparation of Methyl Esters of  
461 Fatty Acids. Method ISO 5509. Geneva, Switzerland: International  
462 Organization for Standardization.
- 463 Ito, R. H., Prado, I. N., Visentainer, J. V., Prado, R. M., Fugita, C. A., & Pires, M.  
464 C. O. (2010). Carcass characteristics, chemical and fatty acid composition of  
465 Longissimus muscle of Purunã bulls slaughtered at 18 or 24 months of age.  
466 *Acta Scientiarum. Animal Sciences*, 32(3), 299-307.
- 467 Kearl, L. C. (1982). Nutrient Requirements of Ruminants in Developing Countries  
468 (1st ed.). Utah, UT, USA: International Feedstuffs Institute, Utah Agricultural  
469 Experiment Station, Utah State University.

- 470 Kijora, C., Bergner, H., Götz, K. P., Bartelt, J., Szakacs, J., & Sommer, A. (1998).  
471 Investigation on the metabolism of glycerol in the rumen of bulls. Arch  
472 Tieremahr, 51, 341-348.
- 473 LANARA. (1981). Métodos oficiais para controle de produtos de origem animal e  
474 seus ingredientes (1st ed.). Brasília, DF, BR: Laboratório Nacional de  
475 Referência Animal, Ministério da Agricultura do Brasil.
- 476 Lepetit, J. (2008). Collagen contribution to meat toughness: Theoretical aspects.  
477 Meat Science, 80(4), 960-967.
- 478 Mach, N., Bach, A., & Devant, M. (2009). Effects of crude glycerin  
479 supplementation on performance and meat quality of Holstein bulls fed high-  
480 concentrate diets. Journal of Animal Science, 87(2), 632-638.
- 481 Maggioni, D., Marques, J. A., Rotta, P. P., Perotto, D., Ducatti, T., Visentainer, J.  
482 V., & Prado, I. N. (2010). Animal performance and meat quality of crossbred  
483 young bulls. Livestock Science, 127(2), 176-182.
- 484 Mancini, R. A., & Hunt, M. C. (2005). Current research in meat color. Meat  
485 Science, 71(1), 100-121.
- 486 Mertens, D. R. (2002). Gravimetric determination of amylase-treated neutral  
487 detergent fiber in feeds with refluxing in beakers or crucibles: collaborative  
488 study. Journal of AOAC International, 85(6), 1217-1240.
- 489 Müller, L. (1980). Normas para avaliação de carcaça e concurso de carcaça de  
490 novilhos (1 ed.). Santa Maria, RS, BR: Universidade Federal de Santa Maria.
- 491 Nelder, J., & Wedderburn, R. W. (1972). Generalized linear models. Journal of the  
492 Royal Statistical Society, Series A, 135(3), 370-384.
- 493 NRC. (2000). Nutrient Requirements of Beef Cattle (7th ed.). Washington, DC,  
494 USA: National Academy Press.
- 495 Page, J. K., Wulf, D. M., & Schwotzer, T. R. (2001). A survey of beef muscle color  
496 and pH. Journal of Animal Science, 79(3), 678-687.
- 497 Parsons, G. L., Shelor, M. K., & Drouillard, J. S. (2009). Performance and carcass  
498 traits of finishing heifers fed crude glycerin. Journal of Animal Science, 87(2),  
499 653-657.
- 500 Pearce, K. L., Rosenvold, K., Andersen, H. J., & Hopkins, D. L. (2011). Water  
501 distribution and mobility in meat during the conversion of muscle to meat and  
502 ageing and the impacts on fresh meat quality attributes - A review. Meat  
503 Science, 89(2), 111-124.

- 504 Prado, I. N., Maggioni, D., Abrahão, J. J. S., Valero, M. V., Prado, R. M., & Souza,  
505 N. E. (2012). Meat quality of crossbred bulls fed with sorghum silage or sugar  
506 cane and slaughtered at two levels of fat thickness. *Acta*  
507 *Scientiarum.Technology*, 34(3), 337-344.
- 508 Prado, I. N., Prado, R. M., Rotta, P. P., Visentainer, J. V., Moletta, J. L., & Perotto,  
509 D. (2008). Carcass characteristics and chemical composition of the  
510 Longissimus muscle of crossbred bulls (*Bos taurus indicus* vs *Bos taurus*  
511 *taurus*) finished in feedlot. *Journal of Animal and Feed Sciences*, 17(3), 295-  
512 306.
- 513 Prado, J. M., Prado, I. N., Visentainer, J. V., Rotta, P. P., Perotto, D., Moletta, J.  
514 L., Prado, I. M., & Ducatti, T. (2009). The effect of breed on the chemical  
515 composition and fatty acid profile of the Longissimus dorsi muscle of  
516 Brazilian beef cattle. *Journal of Animal and Feed Sciences*, 18(2), 231-240.
- 517 Purchas, R. W., Burnham, D. L., & Morris, S. T. (2002). Effects of growth potential  
518 and growth path on tenderness of beef longissimus muscle from bulls and  
519 steers. *Journal of Animal Science*, 80(12), 3211-3221.
- 520 Rémond, B., Souday, E., & Jouany, J. P. (1993). In vitro and in vivo fermentation  
521 of glycerol by rumen microbes. *Animal Feed Science and Technology*, 41(2),  
522 121-132.
- 523 Renerre, M., & Labas, R. (1987). Biochemical factors influencing metmyoglobin  
524 formation in beef muscles. *Meat Science*, 19(2), 151-165.
- 525 Rotta, P. P., Prado, R. M., Prado, I. N., Valero, M. V., Visentainer, J. V., & Silva, R.  
526 R. (2009). The effects of genetic groups, nutrition, finishing systems and  
527 gender of Brazilian cattle on carcass characteristics and beef composition  
528 and appearance: a review. *Asian-Australasian Journal of Animal Sciences*,  
529 22(12), 1718-1734.
- 530 SAS. (2004). *SAS/STAT User guide, Version 9.1.2*. Cary, NC, USA: SAS Institute  
531 Inc.
- 532 Scollan, N., Hocquette, J. F., Nuernberg, K., Dannenberger, D., Richardson, I., &  
533 Moloney, A. (2006). Innovations in beef production systems that enhance the  
534 nutritional and health value of beef lipids and their relationship with meat  
535 quality. *Meat Science*, 74(1), 17-33.
- 536 Shackelford, S. D., Wheeler, T. L., & Koohmaraie, M. (1997). Tenderness  
537 classification of beef: I. Evaluation of beef longissimus shear force at 1 or 2

- 538 days postmortem as a predictor of aged beef tenderness. *Journal of Animal*  
539 *Science*, 75(9), 2417-2422.
- 540 Sniffen, C. J., O'Connor, J. D., Van Soest, P. J., Fox, D. G., & Russell, J. B.  
541 (1992). A net carbohydrate and protein system for evaluating cattle diets: II.  
542 Carbohydrate and protein availability. *Journal of Animal Science*, 70(11),  
543 3562-3577.
- 544 Tamminga, S., & Doreau, M. (1991). Lipids and rumen digestion. In J.-P. Jouany  
545 (Ed.), *Rumen microbial metabolism and ruminant digestion* (pp. 151-164).  
546 Paris, FR: Institut National de la Recherche Agronomique.
- 547 Webb, E. C., & O'Neill, H. A. (2008). The animal fat paradox and meat quality.  
548 *Meat Science*, 80(1), 28-36.
- 549 Wood, J. D., Enser, M., Fisher, A. V., Nute, G. R., Sheard, P. R., Richardson, R. I.,  
550 Hughes, S. I., & Whittington, F. M. (2008). Fat deposition, fatty acid  
551 composition and meat quality: A review. *Meat Science*, 78(4), 343-358.
- 552 Wood, J. D., Richardson, R. I., Nute, G. R., Fisher, A. V., Campo, M. M.,  
553 Kasapidou, E., Sheard, P. R., & Enser, M. (2004). Effects of fatty acids on  
554 meat quality: a review. *Meat Science*, 66(1), 21-32.
- 555 Wulf, D. M., O'Connor, S. F., Tatum, J. D., & Smith, G. C. (1997). Using objective  
556 measures of muscle color to predict beef longissimus tenderness. *Journal of*  
557 *Animal Science*, 75(3), 684-692.
- 558

## **TABLES**

**Table 1**

Chemical composition of the glycerine used in the study

Parameters	Results
Water*	23.2 g/kg
Ash	47.6 g/kg
Glycerol	812 g/kg
Methanol	3.32 mg/kg
Sodium	11.6 g/kg
Potassium	79.1 mg/kg
Chloride	35.8 mg/kg
Magnesium	16.3 mg/kg
Phosphorus	239 mg/kg
Gross energy	14.2 MJ

Realised by Institute of Technology of Paraná – TECPAR, Biofuels division, in Curitiba, Paraná.\*Karl Fischer.

**Table 2**

Ingredients and percent composition (g/kg) of the diet treatments

Ingredients	Glycerine levels			
	G00 <sup>1</sup>	G06 <sup>2</sup>	G12 <sup>3</sup>	G18 <sup>4</sup>
Corn silage	530	530	530	530
Soybean meal	118	134	150	169
Corn grain	344	268	191	114
Glycerine	0.00	60.0	120	178
Mineral salt <sup>5</sup>	8.30	8.30	8.30	7.60

<sup>1</sup>Without glycerine; <sup>2</sup>6% glycerine; <sup>3</sup>12% glycerine; <sup>4</sup>18% glycerine; <sup>5</sup>Guarantee levels (per kg): calcium - 175 g; phosphorus – 100 g; sodium – 114 g; selenium – 15 g; magnesium – 15 g; zinc – 6.004 mg; manganese – 1.250 mg; copper – 1.875; iodine – 180 mg; cobalt – 125 mg; selenium – 30 mg; fluorine (maximum) – 1.000 mg.

**Table 3**

Chemical composition of the base diets (g/kg)

Ingredients	DM <sup>1</sup>	g/kg on DM								
		OM <sup>2</sup>	Ash	CP <sup>3</sup>	EE <sup>4</sup>	TC <sup>5</sup>	NFC <sup>6</sup>	NDF <sup>7</sup>	ADF <sup>8</sup>	TDN <sup>9</sup>
Corn silage	291	973	27.3	60.6	33.6	878	514	364	192	622
Soybean meal	815	929	71.4	489	25.0	415	234	181	116	780
Corn grain	818	977	23.2	103	59.3	814	641	173	47.7	816
Glycerine	943	952	47.6	0.70	1.20	-	-	-	-	806
Mineral salt	980									
<b>Diets</b>										
G00 <sup>10</sup>	540	879	27.9	108	36.9	734	475	259	126	702
G06 <sup>11</sup>	547	884	30.0	108	33.6	689	438	251	125	701
G12 <sup>12</sup>	554	880	32.2	108	30.3	644	401	242	123	670
G18 <sup>13</sup>	562	896	34.5	109	27.0	598	364	234	122	699

<sup>1</sup>Dry matter; <sup>2</sup>Organic matter; <sup>3</sup>Crude Protein; <sup>4</sup>Ether extract; <sup>5</sup>Total carbohydrates;<sup>6</sup>Non-fibre carbohydrates; <sup>7</sup>Neutral detergent fibre; <sup>8</sup>Acid detergent fibre; <sup>9</sup>Total digestive nutrients; <sup>10</sup>Without glycerine; <sup>11</sup>6% glycerine; <sup>12</sup>12% glycerine; <sup>13</sup>18% glycerine



**Table 4**

Fatty acid profile on diets containing different glycerine levels

Fatty acid, %	Glycerine levels				
	SIL <sup>1</sup>	G00 <sup>2</sup>	G06 <sup>3</sup>	G12 <sup>4</sup>	G18 <sup>5</sup>
14:0	1.24	0.58	0.07	0.15	0.14
15:0	0.36	0.02	0.03	0.06	0.07
16:0	20.8	13.8	16.5	21.3	22.9
16:1 <i>n</i> -7	0.07	0.12	0.12	0.11	0.05
17:0	0.27	0.08	0.10	0.13	0.16
17:1 <i>n</i> -9	0.78	0.03	0.01	0.04	0.02
18:0	2.20	2.24	2.67	3.63	4.06
18:1 <i>n</i> -9	16.5	29.8	26.7	17.7	14.2
18:1 <i>t</i> -11	2.35	0.65	0.92	0.77	1.22
18:2 <i>n</i> -6	32.4	51.2	50.6	51.9	52.3
18:3 <i>n</i> -3	22.9	1.48	2.25	4.21	4.85
SFA <sup>6</sup>	24.9	16.8	19.4	25.3	27.4
MUFA <sup>7</sup>	19.7	30.6	27.8	18.6	15.5
PUFA <sup>8</sup>	55.4	52.7	52.8	56.1	57.1
<i>n</i> -6 <sup>9</sup>	32.4	51.2	50.6	51.9	52.3
<i>n</i> -3 <sup>10</sup>	22.9	1.5	2.3	4.2	4.8
PUFA:SFA <sup>11</sup>	2.22	3.14	2.72	2.22	2.09
<i>n</i> -6: <i>n</i> -3 <sup>12</sup>	1.41	34.5	22.4	12.3	10.8

<sup>1</sup>Corn Silage; <sup>2</sup>Diet without glycerine; <sup>3</sup>6% glycerine; <sup>4</sup>12% glycerine; <sup>5</sup>18% glycerine; <sup>6</sup>Saturated fatty acids; <sup>7</sup>Mono-unsaturated fatty acids; <sup>8</sup>Poly-unsaturated fatty acids; <sup>9</sup>Fatty acids *n*-6, <sup>10</sup>Fatty acids *n*-3, <sup>11</sup>PUFA:SFA; <sup>12</sup>*n*-6:*n*-3 ratio.

**Table 5**

Carcass characteristics of Purunã bulls finished in feedlots and fed on diets containing different glycerine levels

Carcass characteristics	Glycerine levels				Regression equation	SEM <sup>5</sup>
	G00 <sup>1</sup>	G06 <sup>2</sup>	G12 <sup>3</sup>	G18 <sup>4</sup>		
Hot carcass weight, kg	255.2	253.1	268.4	256.6	$\hat{Y}=258.3$	5.56
Dressing carcass, %	54.0	54.3	56.3	54.1	$\hat{Y}=54.7$	0.29
*Conformation, points	12.85	13.83	13.00	13.80	$\hat{Y}=13.37$	0.21
Carcass length, cm	123.9	120.6	123.2	124.5	$\hat{Y}=123.10$	0.75
Leg length, cm	67.0	62.7	64.7	66.4	$\hat{Y}=65.22$	0.47
Cushion thickness, cm	25.6	30.4	25.7	25.3	$\hat{Y}=26.80$	0.72
Fat thickness, mm	3.78	5.08	3.57	4.60	$\hat{Y}=4.26$	0.22
<i>Longissimus</i> muscle, cm <sup>2</sup>	62.2	66.5	70.0	67.3	$\hat{Y}=66.52$	1.22
<i>Longissimus</i> muscle, cm <sup>2</sup> /BW	24.7	28.6	27.1	27.2	$\hat{Y}=29.96$	0.51
*Marbling, points	7.10	5.70	5.80	7.20	$\hat{Y}=6.45$	0.30
*Texture, points	4.30	4.80	4.20	4.66	$\hat{Y}=4.49$	0.07
*Color, points	3.90	3.20	3.90	3.75	$\hat{Y}=3.68$	0.12
pH <sub>0h</sub>	6.48	6.70	6.41	6.60	$\hat{Y}=6.55$	0.03
pH <sub>24h</sub>	5.98	6.42	6.07	6.43	$\hat{Y}=6.22$	0.05
Muscle, %	69.5	69.3	69.9	68.9	$\hat{Y}=69.44$	1.67
Fat, %	18.6	18.5	18.2	18.2	$\hat{Y}=18.43$	1.46
Bone, %	11.8	12.1	11.7	12.7	$\hat{Y}=12.12$	0.75

<sup>1</sup>Diet without glycerin; <sup>2</sup>6% glycerin; <sup>3</sup>12% glycerin; <sup>4</sup>18% glycerin; <sup>5</sup>Standard error of mean; \* Analyzed by the generalized linear models method

**Table 6**

Lightness (L), red intensity (a\*), yellow intensity (b\*) on *Longissimus* muscle of Purunā bulls finished in feedlot and fed on diets containing different glycerine levels

Items	Glycerine levels				Regression equation	SEM <sup>5</sup>
	G00 <sup>1</sup>	G06 <sup>2</sup>	G12 <sup>3</sup>	G18 <sup>4</sup>		
L, points	35.32	32.88	36.33	33.17	$\hat{Y}=34.42$	0.55
a*, points	17.00	14.29	17.54	14.61	$\hat{Y}=15.86$	0.52
b*, points	6.46	4.32	6.74	4.75	$\hat{Y}=5.57$	0.33

<sup>1</sup>Diet without glycerine; <sup>2</sup>6% glycerine; <sup>3</sup>12% glycerine; <sup>4</sup>18% glycerine; <sup>5</sup>Standard error of mean.

**Table 7**

Sensory characteristics and loss of *Longissimus* muscle of Purunã bulls finished in feedlot and fed on diets containing different glycerine levels

Items	Glycerine levels				Regression equation	SEM <sup>5</sup>
	G00 <sup>1</sup>	G06 <sup>2</sup>	G12 <sup>3</sup>	G18 <sup>4</sup>		
Thawing loss, %	11.67	9.62	12.49	9.55	$\hat{Y}=10.83$	0.58
Cooking loss, %	20.69	21.79	23.93	18.64	$\hat{Y}=21.26$	0.78
*Tenderness, points	6.45	6.90	6.28	6.48	$\hat{Y}=6.53$	0.10
*Juiciness, points	6.00	6.46	5.80	6.38	$\hat{Y}=6.16$	0.11
*Flavor, points	6.41	6.86	6.16	6.53	$\hat{Y}=6.49$	0.09

<sup>1</sup>Diet without glycerine; <sup>2</sup>6% glycerine; <sup>3</sup>12% glycerine; <sup>4</sup>18% glycerine; <sup>5</sup>Standard error of mean; \*Analyzed by the generalized linear models method

**Table 8**

Chemical composition on *Longissimus* muscle of Purunã bulls finished in feedlot and fed on diets containing different glycerine levels

Items	Glycerine levels				Regression equation	SEM <sup>5</sup>
	G00 <sup>1</sup>	G06 <sup>2</sup>	G12 <sup>3</sup>	G18 <sup>4</sup>		
Moisture, %	73.58	74.59	73.90	74.66	$\hat{Y}=74.18$	0.20
Ashes, %	1.06	1.03	1.02	1.04	$\hat{Y}=1.03$	0.01
Crude protein,%	22.06	21.16	21.14	20.93	$\hat{Y}=21.32$	0.21
Total lipids, %	2.11	2.11	1.87	2.08	$\hat{Y}=2.04$	0.09

<sup>1</sup>Diet without glycerine; <sup>2</sup>6% glycerine; <sup>3</sup>12% glycerine; <sup>4</sup>18% glycerine, <sup>5</sup>Standard error of mean.

**Table 9**

Fatty acid profile on muscle *Longissimus* of Purunã bulls finished in feedlot and fed on diets containing different glycerine levels

Fatty acid*	Glycerine levels				Regression equation	SEM <sup>5</sup>	R <sup>2</sup>
	G00 <sup>1</sup>	G06 <sup>2</sup>	G12 <sup>3</sup>	G18 <sup>4</sup>			
14:0	2.59	2.26	2.01	1.97	$\hat{Y}=2.528-0.030x$	0.07	0.24
14:1 <i>n-7</i>	0.40	0.47	0.36	0.33	$\hat{Y}=0.39$	0.02	-
15:0	0.38	0.35	0.45	0.41	$\hat{Y}=0.40$	0.01	-
15:1 <i>n-9</i>	0.15	0.14	0.16	0.12	$\hat{Y}=0.14$	<0.01	-
16:0	27.60	25.58	25.09	24.95	$\hat{Y}=27.073-0.120x$	0.36	0.16
16:1 <i>n-7</i>	0.43	0.40	0.46	0.43	$\hat{Y}=0.43$	<0.01	-
16:1 <i>n-9</i>	2.98	3.35	2.90	3.11	$\hat{Y}=3.08$	0.07	-
17:0	1.29	1.09	1.44	1.51	$\hat{Y}=1.33$	0.09	-
17:1 <i>n-9</i>	0.93	0.97	1.08	1.22	$\hat{Y}=1.05$	0.07	-
18:0	17.50	14.94	15.93	15.58	$\hat{Y}=15.99$	0.31	-
18:1 <i>n-7</i>	1.20	1.51	1.49	1.49	$\hat{Y}=1.302+0.011x$	0.03	0.18
18:1 <i>n-9</i>	37.72	39.74	38.53	40.48	$\hat{Y}=39.12$	0.39	-
18:1 <i>t-11</i>	0.80	1.06	1.10	0.76	$\hat{Y}=0.793+0.063x-0.003x^2$	0.04	0.29
18:2 <i>n-6</i>	3.17	3.29	4.79	3.97	$\hat{Y}=3.222+0.055x$	0.20	0.11
18:2 <i>c-9, t-11</i>	0.08	0.09	0.09	0.08	$\hat{Y}=0.09$	<0.01	-
18:3 <i>n-6</i>	0.10	0.97	0.12	0.12	$\hat{Y}=0.33$	0.15	-
18:3 <i>n-3</i>	0.17	0.22	0.25	0.21	$\hat{Y}=0.191+0.002x$	<0.01	0.14
20:4 <i>n-6</i>	0.14	0.20	0.25	0.25	$\hat{Y}=0.153+0.005x$	0.01	0.25
20:5 <i>n-3</i>	0.04	0.06	0.07	0.06	$\hat{Y}=0.054+0.0007x$	<0.01	0.12
22:0	0.20	0.24	0.19	0.23	$\hat{Y}=0.22$	0.01	-
22:6 <i>n-3</i>	1.16	1.58	2.01	1.71	$\hat{Y}=1.311+0.029x$	0.09	0.15

<sup>1</sup>Diet without glycerine; <sup>2</sup>6% glycerine; <sup>3</sup>12% glycerine; <sup>4</sup>18% glycerine; <sup>5</sup>Standard error of mean

**Table 10**

Fatty acid on *Longissimus* muscle of Purunã bulls finished in feedlot and fed on diets containing different glycerine levels

Items	Glycerine levels				Regression equation	SEM <sup>5</sup>	R <sup>2</sup>
	G00 <sup>1</sup>	G06 <sup>2</sup>	G12 <sup>3</sup>	G18 <sup>4</sup>			
SFA <sup>6</sup>	49.59	44.48	45.12	44.68	$\hat{Y}=48.085-0.201x$	0.52	0.23
MUFA <sup>7</sup>	44.65	47.69	46.89	47.96	$\hat{Y}=45.428+0.130x$	2.87	0.12
PUFA <sup>8</sup>	4.89	6.42	7.61	6.43	$\hat{Y}=5.473+0.082x$	0.29	0.12
<i>n</i> -6 <sup>9</sup>	3.41	4.46	5.17	4.35	$\hat{Y}=3.826+0.050x$	0.19	0.10
<i>n</i> -3 <sup>10</sup>	1.38	1.87	2.34	1.99	$\hat{Y}=1.557+0.032x$	0.10	0.15
PUFA:SFA <sup>11</sup>	0.09	0.14	0.16	0.14	$\hat{Y}=0.115+0.002x$	<0.01	0.16
<i>n</i> -6: <i>n</i> -3 <sup>12</sup>	2.56	2.38	2.26	2.24	$\hat{Y}=2.527-0.015x$	0.05	0.11

<sup>1</sup>Diet without glycerine; <sup>2</sup>6% glycerine; <sup>3</sup>12% glycerine; <sup>4</sup>18% glycerine; <sup>5</sup>Standard error of mean; <sup>6</sup>Saturated fatty acids; <sup>7</sup>Mono-unsaturated fatty acids; <sup>8</sup>Poly-unsaturated fatty acids; <sup>9</sup>Fatty acids *n*-6, <sup>10</sup>Fatty acids *n*-3, <sup>11</sup>PUFA:SFA; <sup>12</sup>*n*-6:*n*-3 ratio.

## **CONSIDERAÇÕES FINAIS**

A glicerina de média pureza é uma fonte energética alternativa para a substituição parcial do milho grão na terminação de bovinos em confinamento. A suplementação com glicerina aumentou a digestibilidade da dieta e reduziu a ingestão (% PV) de MS pelos animais sem influenciar o desempenho animal. A rápida saciedade alimentar devido à intensa metabolização da glicerina aumentou o tempo destinado a realização de outras atividades que não a alimentação e a ruminação pelos bovinos. A substituição de até 9,5% da dieta total (29,8% do milho) pela glicerina favoreceu a realização de atividades que necessitam menores gastos de energia permitindo a maior efetivação do desempenho animal. Além disso, a glicerina melhorou a composição de ácidos graxos desejáveis no músculo *Longissimus* e reduziu a concentração dos compostos ligados a riscos de doenças cardiovasculares em humanos. Portanto, a glicerina de média pureza foi eficaz ao substituir o milho grão na dieta de bovinos confinados, melhorando a composição de ácidos graxos da carne sem prejudicar as características produtivas e de carcaça dos animais.